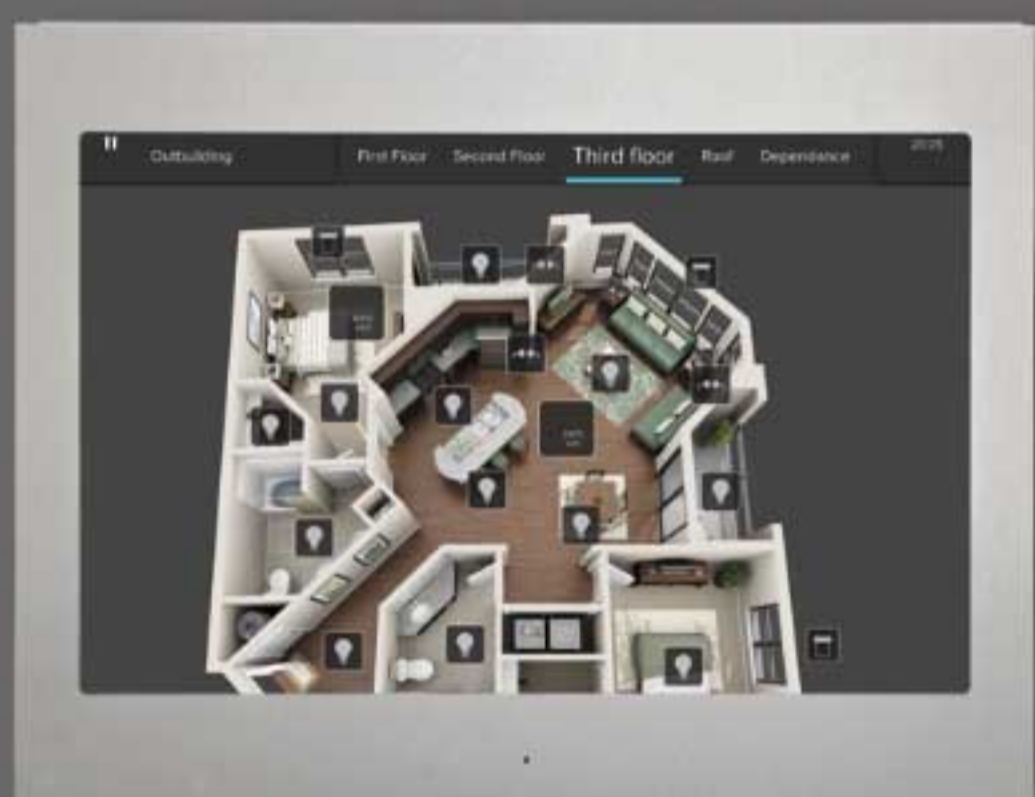


thinknx

Ready-made solutions for automation



Introducing our products and services

About us	4
Servers - Pro Line bespoke universal multiprotocol controllers	10
Envision Touch touch panels with integrated controller	14
Servers - Trend Line fast and easy-to-configure controllers	16
Supervision system unlimited control possibilities	18
Cloud Services easy connection and management	32
ThinKnx Portal online management tool	34
Internal services	36
Access Control enhanced level of control and security	38
Audiofy native KNX multiroom audio solution	40
Case Studies residential and hotel solutions	44
After-sales and Training detailed resources and support center	47

ThinKnx

ABOUT US

ThinKnx is the official brand of Pulsar Engineering srl, a leading company in the field of Home & Building Automation for more than 18 years. Thanks to the skills and experience of its staff, Pulsar Engineering has led to the development of different devices accomplishing the first goal of the project: the creation of a powerful supervision system for houses, industrial and commercial buildings, named ThinKnx.

A strong passion for technology and innovation as well as constant research in the automation market drove ThinKnx staff to improve products in order to meet the final users' everyday needs such as comfort, power management, building security and energy saving. In addition, ThinKnx aims to integrate more and more building automation protocols, achieving a complete, reliable, easy-to-use and smart system.

Starting from the design & development to the assembly, the entire productive procedure takes place in the headquarter in Milan by highly-qualified staff performing every step with care for the details and providing the unique Italian style.

Being a member in the KNX Association, ThinKnx has reached a global view in the evolution of these worldwide protocols extending its solution to a great amount of devices.

ThinKnx currently counts on several distributors and partners all around the world, who share the same vision for innovation and offer additional value to the products.





20.000
ACTIVE
INSTALLATIONS



150K+
DAILY CONTROL
SESSIONS



80+
COUNTRIES



18+
YEARS OF
EXPERIENCE

A complete solution

THINKKNX SUPERVISION SYSTEM

ThinKnx is the original multi-purpose supervisor for building automation. It is the perfect solution to control all the functions of the systems, integrated into your smart home or building.

These functions are handled by ThinKnx through a simple, appealing, highly customizable and multi-platform interface that allows to intimately and freely interact with the system through your iPhone, iPad, Android tablets and smartphones, and even your Windows devices.

The entire ThinKnx system, combining hardware and software, is 100% made in Italy.

Over twenty thousands installations in the world proving the reliability and security of ThinKnx system.

A constant attention to the requests and suggestions of customers drives ThinKnx team to keep on working for improving products and searching for new solutions on the cutting-edge of technology, with the aim of remaining the trailblazer for supervision systems.

A real advantage


FOR OWNERS AND SYSTEM INTEGRATORS

ThinKnx system comprehends all the parts needed to transform the building automation into a real advantage for the building's owner, enhancing benefits in many areas including saving on energy costs, limiting environmental impact and improving building security and safety.

It is a complete solution that also helps system integrators. Through very simple, intuitive and versatile tools, they are guided to create outstanding user interfaces easy to deploy and maintain, to fulfill all the customers expectations. Our efficient and qualified technical support gives an additional value to ThinKnx system.

RESIDENTIAL HOUSES

Create custom interfaces to control smart houses enhancing your living and providing better comfort, security, saving and easiness.



COMMERCIAL BUILDINGS

Manage smart buildings to speed up routine operations, to simplify maintenance and improve energy savings while adding value thanks to the integrated systems.

SCALABLE

ThinKnx guarantees flexibility and scalability of the installation so it can be adapted to all the customers' needs. It supports installations on simple plants with integrated standard systems and meets the needs of more complex buildings allowing a huge quantity of systems to communicate to each other. Integration and interoperability are favoured by the easiness during the configuration activity.



thinknx



OTHER BUSES

HIGHLY CUSTOMIZABLE

Both graphics and logics can be decided during the configuration phase through an easy procedure.

All the graphics that will appear in the supervision software can be decided by the user. The supervision project can be multiuser in order to give the final user the control of different views and commands of the same plants.

Security is also guaranteed thanks to the use of restrictions and PIN codes.

We control

BUILDING AUTOMATION

Direct connection with KNX

Bidirectional gateway and control of the following technologies:

- Modbus
- Z-Wave
- Bacnet
- Lutron Homeworks and QS
- BTicino MyHome
- Philips Hue and compatible Zigbee
- Velux
- IoT using MQTT and generic API
- Voice control with Alexa, Google Home, Siri



SECURITY & CCTV

Visualization of IP cameras with MJPEG or RTSP video flow.

Integrated control of security panels:

- Bentel: KyoUnit, Kyo320, Absoluta
- Tecnoalarm (Tecno Out Protocol)
- Paradox
- Elkron MP508TG
- Aritech Advisor Master and Advanced
- Honeywel Galaxy
- Inim
- Urmet
- SiemensSPC
- Elmo and less



VOIP & INTERCOM

Integration of audio/video door stations for Windows, iPad, iPhone and Android clients

VoIP SIP server included

Simplified installation for devices of the following manufacturers:

Mobotix, 2N, Comelit, TCS, Doorbird

them all!



HOME ENTERTAINMENT

Integrated control of audio/video devices and systems:

- Audiofy
- Tutondo
- Audio/Video multiroom matrix AMX, Autopatch, Kramer, Atlona, Gefen, Audac
- Amplifiers Denon, Onkyo, Yamaha
- Serial gateway
- IR Trans and Global Cache for infrared control
- Internet of Things gateway
- Sonos and UPnP mediarenderer
- Ethernet gateway

HVAC

Heating and cooling management with weekly timer
Built-in fan controller
Built-in regulator feature
Temperature or modality-based schedule
Compatible with Mitsubishi Electric
Integrated with CoolMaster via network



ENERGY MANAGEMENT

Intelligent loads control
Direct interface with most popular solar inverter from Fronius, SMA, SolarEdge
Smart metering with P1 interface
Differential or impulse counter
Monitoring of analog values and sending of reports via email as lists or as interactive charts

Discover ThinkKnx servers

ThinkKnx servers are the heart of the whole solution. All the devices are designed and optimized to manage the entire automation system, and are built for continuous operation with fanless processing. They have enough horsepower even for the most complex multiroom buildings. Linux operating system and industrial solid state memories guarantee enhanced system reliability. Further appealing characteristics are the direct KNX connection driven by proprietary stack, a very low power consumption and plenty of parts to integrate third-party devices.

ThinkKnx servers can be divided into:

Pro Line, a professional range of devices able to interact with complex systems

Trend Line, with small dimensions and limited functionalities for simpler plants.





Micro Server

Native KNX, MICRO enables the user to control lights, blinds, thermostat and all the available functionalities of a professional automation plant. It handles any sort of scheduling and customizable scenes. It is able to elaborate complex logic and mathematical operations on the data read by KNX bus or coming from the other integrated systems. Recorded data can also be stored and visualized through charts on the client's application, or sent via e-mail. Micro server is also available in a 4-DIN rail modules case. Voice control integration is also possible.

Power: 12-24 VDC - 1A Max

1x network port

1x USB port

1x EIB/KNX TP port

KNXnet/IP interface/router

Available in desktop mounting or in

DIN rail mounting aluminium case



Compact Server

Compact is intended for advanced automation. In addition to the standard features of the Micro server, it has an extended set of I/O's and two serial ports. It also enables the connection with different worlds such as Modbus, Lutron, BTicino MyHome and others. It supports connections with anti-theft systems and multimedia systems; everything can be integrated following the logics chosen by the installer or end user. Designed to achieve high performances, it does not have any limitations on the amount of configurable systems. The included 1.54" screen makes installation easier, enabling the monitoring of the IP address and other technical information.

Power: 12-24 VDC - 1A Max

1x network port

2x USB port + 1x RS485 + 1x RS232

4x in + 4x output 4A@220Vac

1x EIB/KNX TP port

KNXnet/IP interface/router

Available in desktop mounting or in

DIN rail mounting aluminium case



Rack Server

Rack server is the ideal solution for all the plants where a high number of integrations and available features coexist. With many external ports to connect different systems and devices, Rack grants the highest performance and the most advanced automation for a smart building. It embeds all the available features developed by ThinKnx without any restrictions.

Power: 100-240VAC

2x network port

1x RS232 + 2x RS232 or RS485

4x USB port

1x EIB/KNX TP port

KNXnet/IP interface/router

2 units 19" rack mounting metal case

Envision touch controller

Envision is the elegant and smart all-in-one Touch Server able to grant the comfort of a touch user interface and the powerful features of a ThinKnx server, all in one device.

Available as 7" and 10", either server or client, it is characterized by a modern design and high-quality materials, that make it the ultimate solution to suit any customers' request.

Its built-in sensor board, loudspeaker and microphone enable the use of Envision as doorcom unit and thermostat at the same time.

Powered by Linux OS and directly connected to KNX TP bus, it can establish a bidirectional interaction with third-party systems, providing more power and flexibility to the building. Thanks to RS232 and RS485 ports it can control Modbus or anti-theft system substituting internal security keypads.

One single device for multiple interactions.

Envision comes in a wide range of high-quality finishes of different colors and materials, to blend in with your interior. Customization is available upon request.





Envision 7

Standard automation
Unlimited KNX groups
Unlimited clients
IR Transmitter
Reports until 20MB
Voice Control

Power: 12-24 VDC - 1.5A Max
Temperature & Humidity sens.
1x EIB/KNX port
KNXnet/IP interface/router
1x network port
7" capacitive touch screen
158x93mm visible area
1024x600 resolution
Linux O.S.



Envision 10

Standard automation
Unlimited KNX groups
Unlimited clients
IR Transmitter
Reports until 20MB
Voice Control

Power: 12-24 VDC - 1.5A Max
Temperature & Humidity sens.
1x EIB/KNX port
KNXnet/IP interface/router
1x network port
10" capacitive touch screen
217x136mm visible area
1280x800 resolution
Linux O.S.



Accessories

Aluminium frames
Fenix NTM frames
Customized colors
Customized materials

Boxes for wall mount
Desk mounting adapter
VESA mounting adapter

Power supply for inbox back
mounting to reach best
noise immunity

Discover ThinkKnx Trend Line

Trend Line is the perfect entry level solution for different scenarios such as residential buildings, small apartments or hospitality.

It integrates the most needed functionalities, a simple configuration, as well as the plus of being fully customizable by the end user.

It consist of three devices **K**, **K2** and **Piccolo**. The first two devices embed stand-alone servers that permit the control of the KNX plant through mobile apps, compatible with any kind of platform. The Piccolo operates just as smart client.

Temperature and humidity sensors permit to use them as thermostat.

They can be integrated in plants where a Pro Line server is installed, allowing the end-user to operate the keypad as a client device.





K2

Capacitive 5.5" touch screen
 Resolution 720x1280
 Standard automation
 Unlimited KNX groups
 Unlimited clients
 Dedicated app
 Widgets list view
 Camera monitoring
 Doorcom functionality
 Temperature and humidity sensor

Power: 12VDC - 1A or PoE
 1x EIB/KNX port
 1x network port



K

Capacitive 4.3" touch screen
 Resolution 480x720
 Standard automation
 Unlimited KNX groups
 Unlimited clients
 Dedicated app
 Widgets list view
 Camera monitoring
 Temperature and humidity sensor

Power: 12-24 VDC - 1A Max
 1x EIB/KNX port
 1x network port
 1x USB port



Piccolo

Capacitive 4" touch screen
 Resolution 480x480
 Standard automation
 Widgets list view
 Camera monitoring
 Temperature and humidity sensor

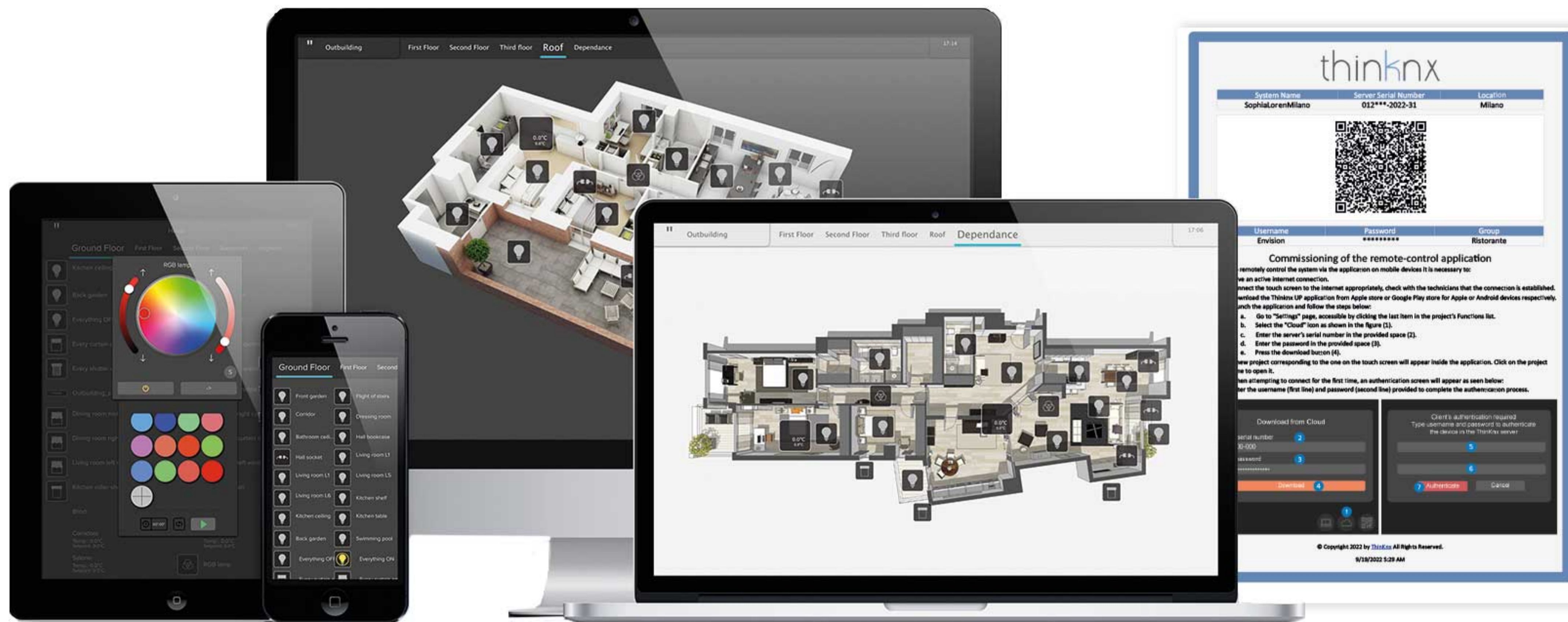
Power: 230Vac
 1x network port



ThinkKnx UP Configurator

ThinkKnx UP Configurator is the tool for the creation and development of the supervision project. It allows to create all the connections needed between the graphic interface and the actual devices that are part of the system. With simple steps and intuitive parameters, graphical interfaces can be compiled with a high customization and used with all clients and all devices.

Just as easily, the user can create logics and configure system elements in order to achieve integration between all the devices. Finally, the tool allows to load the project on client devices and servers with distinguished exports according to the specific user.



ThinKnX UP Clients

ThinKnX UP software suite comprehends a wide range of native applications to cover practically any mobile platform and operating system. Downloading the proper app, it is possible to take control of the system from iPad, iPhone, Android tablets and smartphones, Windows touch screen and PC with the same ease of use and efficiency.

Native applications, embedding all the graphics inside the mobile device, grant also the best possible performance during remote Wi-Fi or mobile connection, thus ensuring an incomparable user experience.

Simplified procedures permit to easily pair the client with the specific installation thanks to the cloud project repository, granting a fast and reliable update of all the devices with just one single operation.

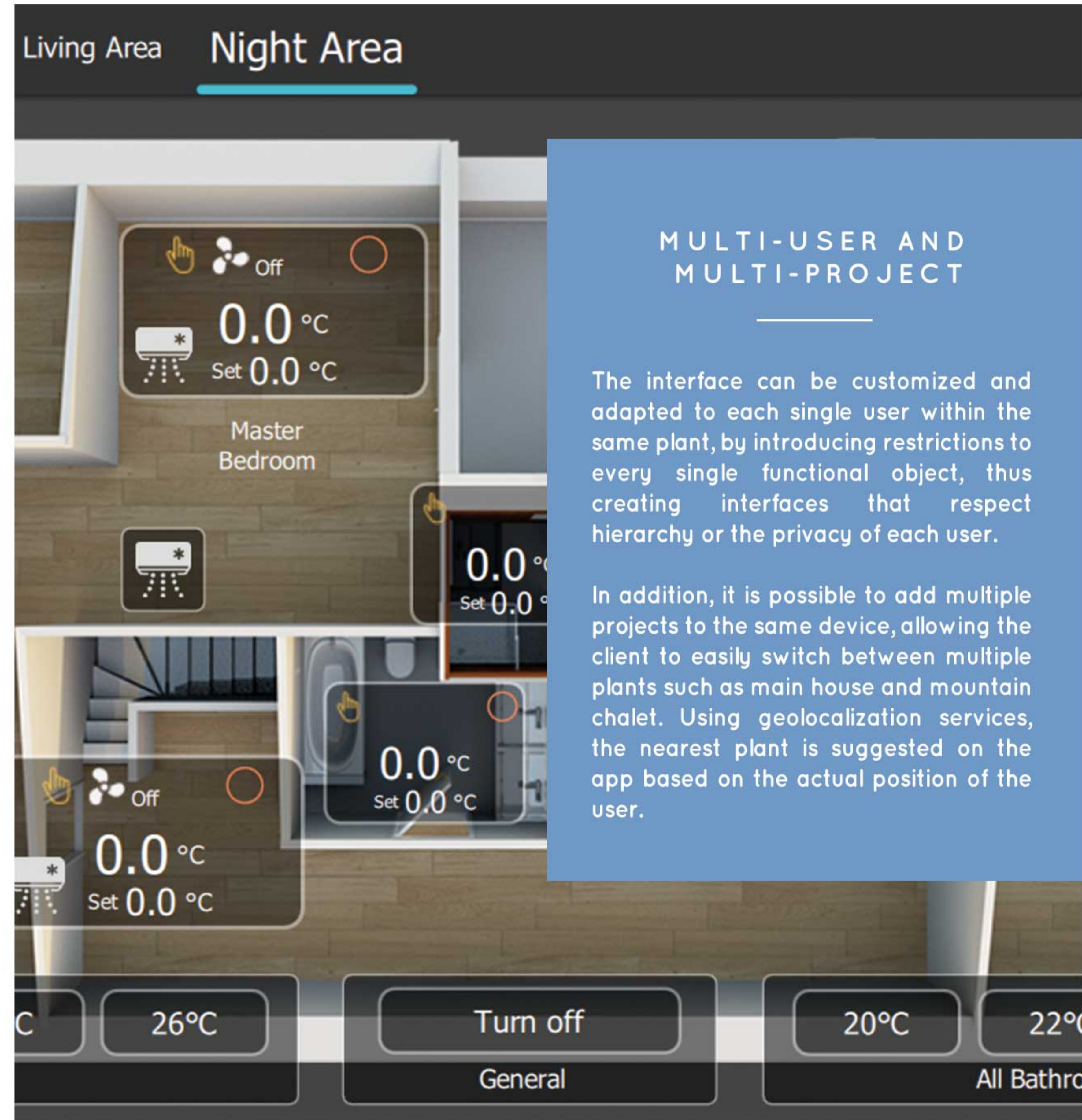
Customizable interface

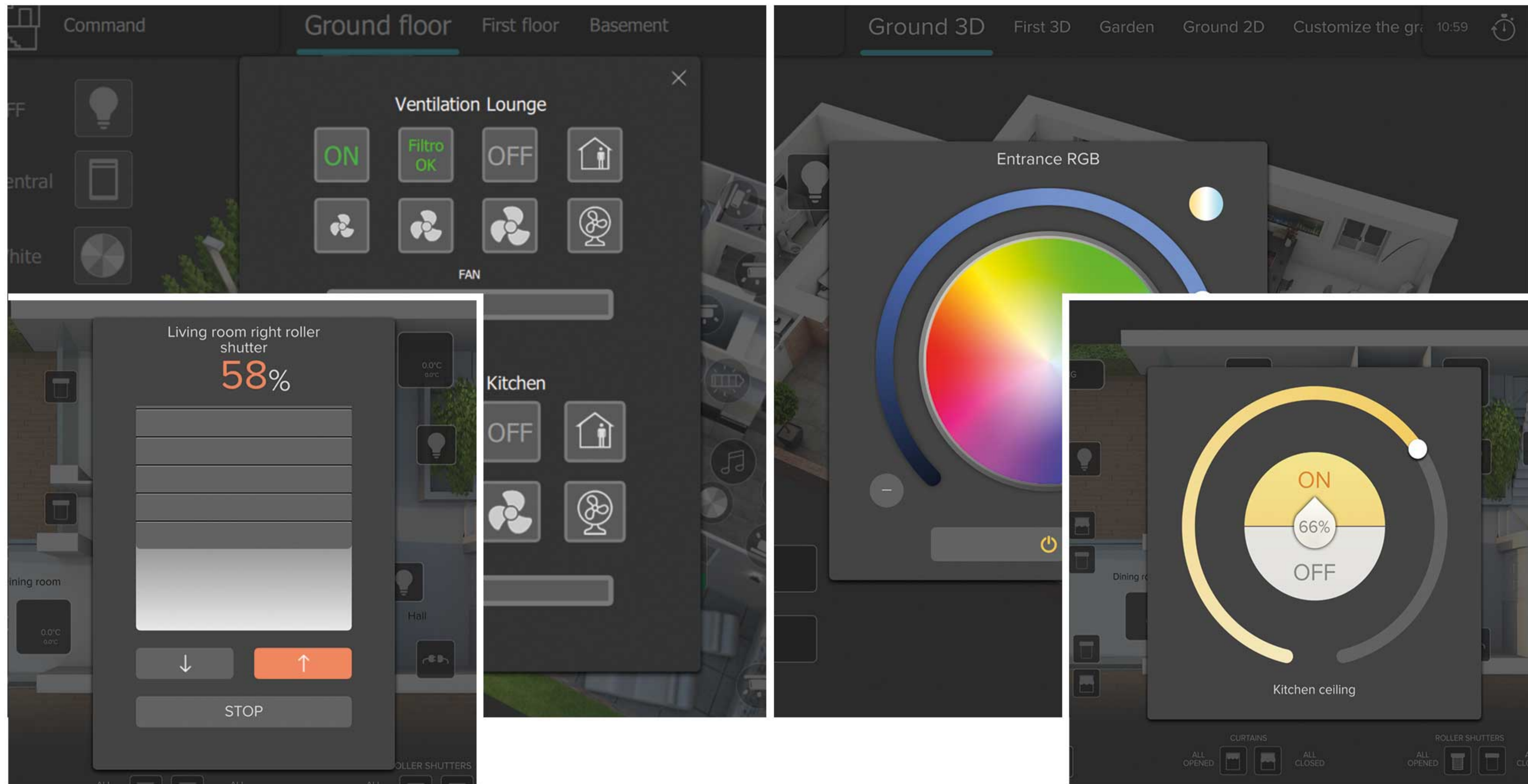
EASY AND INTUITIVE

ThinKnx graphical user interface is completely customizable following the needs of the final user. A multilevel structure and the retractable main menu allow a pleasant navigation through the various functions by simply scrolling them. Each function contains an unlimited number of pages, with the possibility to totally edit each page and element inside, like adding a personalized background and freely position the multitude of available objects (lights, motorization, thermostats, etc.).

The interface automatically complies with the resolution and orientation of the device in use, boosting readability and speeding up operations.

ThinKnx supports multi-languages with particular focus on right-to-left languages (Arabic, Persian, Hebrew) and Chinese.





Pop-ups for complex operations

The system automatically prompts specifically designed dialogs for the different objects that require multiple user inputs, such as dimmers, RGB lights, motorizations, chronothermostats, timers etc. It also permits to draw customized pop-ups that can be recalled whenever they are needed by the user or automatically in case of specific events. That is a clear way to get rid of cluttered pages keeping them organized and user-friendly.

Scene management

Record your daily routine!

With ThinKnx scenery object, it is possible to record multiple actions and perform them back with a simple button in the UI or a normal on-wall push button. Sceneries can combine commands from any device of the installed system, making them the most important bricks to build the automation system, and adapt it to the needs of the end user's daily life. Recorded sceneries can always be edited and easily updated from the application with simple operations.

Scenes can also be recalled in the occurrence of specific events and can be created directly from the configurator to simplify the programming process.

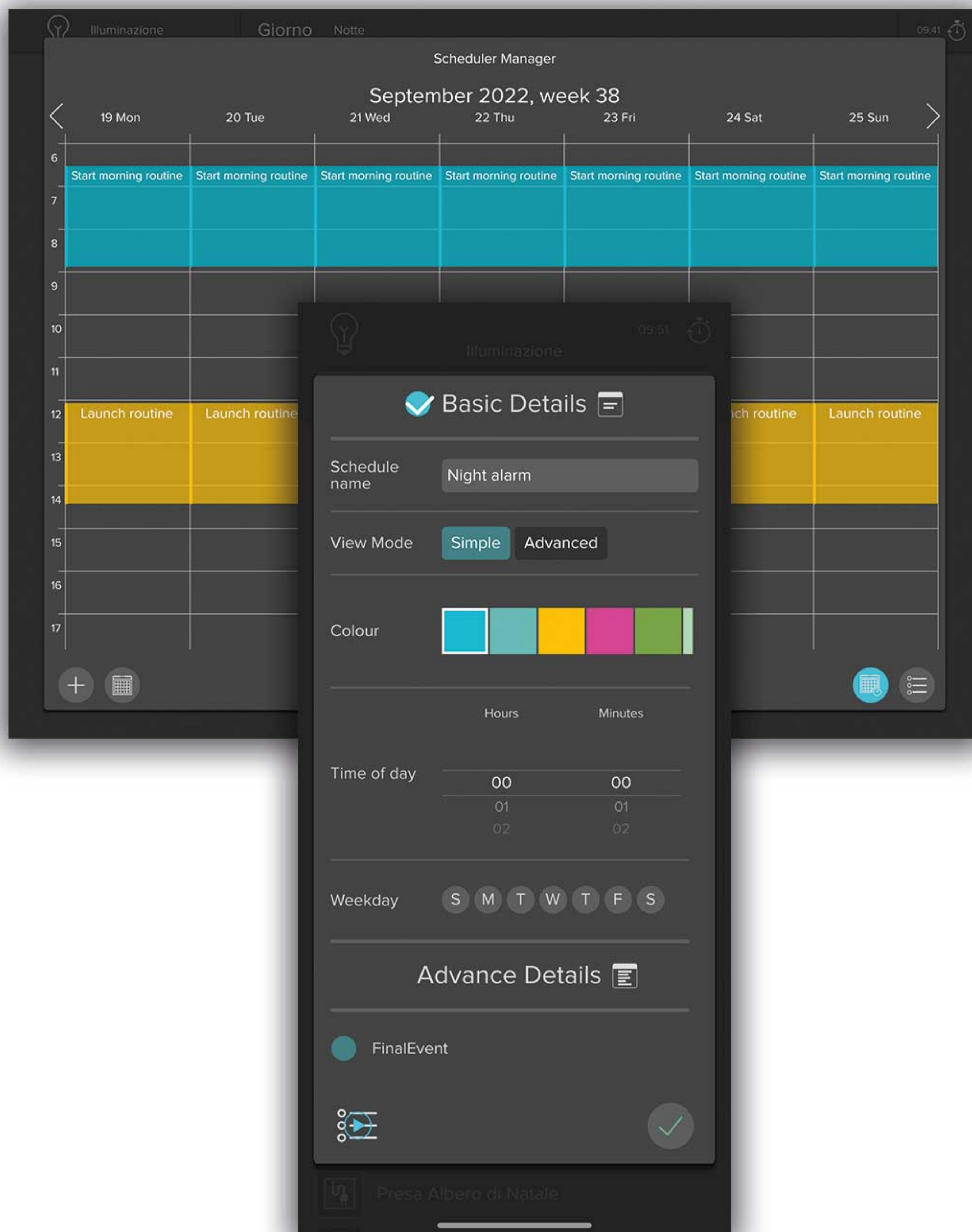


Advanced Scheduling

Further benefits come from the possibility to automatically launch the recorded sceneries from a weekly time schedule or an external action or trigger event. For instance, it is possible to automate the closure of all the shutters and the arming of the alarm system at a specific time in the evening if someone is in the house or they can be tied to weather conditions or sun position (sunrise or sunset).

Sceneries can also be interconnected and actions can be separated with pauses.

An advanced planner permits to finely tune each automated task and to get the program for the day or the week at a glance.



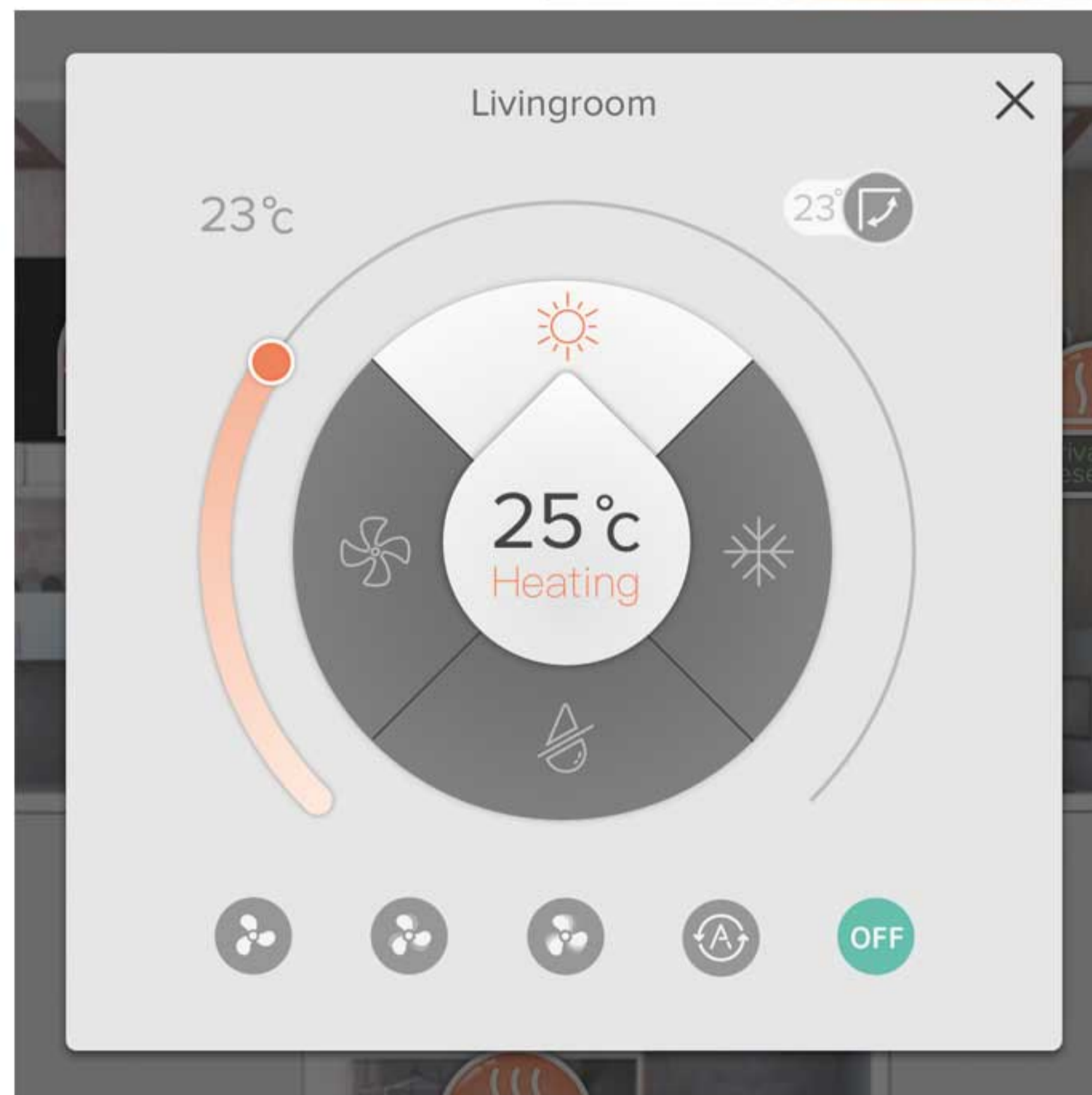


Heating and cooling regulation...

Intelligent climate control is crucial for a better life quality.

ThinKnx allows the user to operate and regulate heating, ventilation and air-conditioning in a seamless intuitive way, in order to provide the desired thermal comfort and indoor air quality efficiently.

ThinKnx powered smarthomes will be able to automatically react to the changes of indoor or outdoor conditions: shades will go up or down following sun times, heating or cooling will stop if a window is open and start to welcome you back home with the perfect temperature.



...and weekly schedule

In addition to controlling the temperature from inside or outside the house, ThinkKnX allows to schedule the desired thermal comfort for each room during the entire week, to grant the right temperature at the right time.

The clear pop-ups allow to set temperatures or heating modality in winter or summer. They are specifically designed to show the running settings in a comprehensive way and notify the user in case the system is operating unexpectedly.

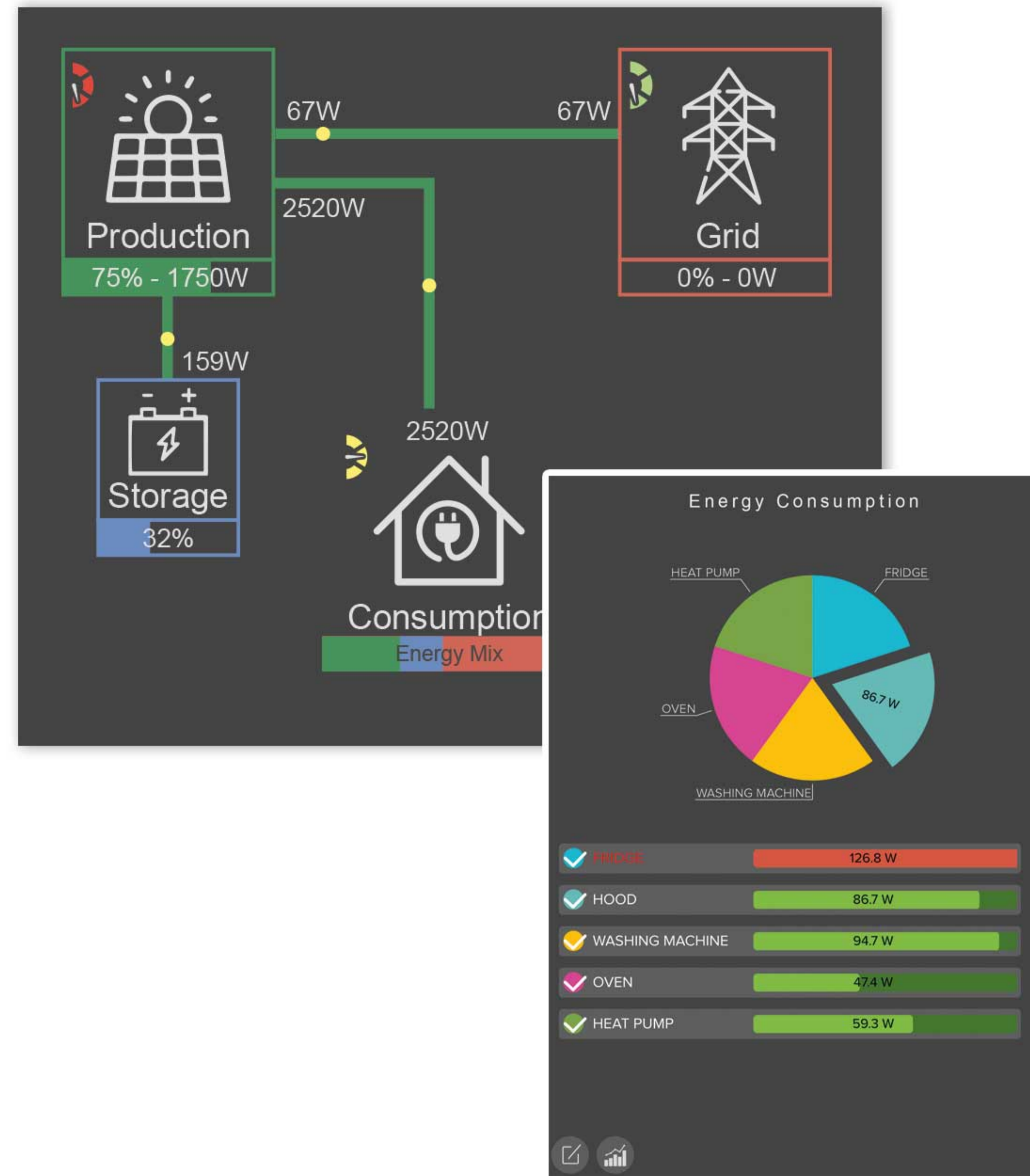
The user can check the summary view with all the modalities set for each day of the week, in order to have a global idea of the modes scheduled.

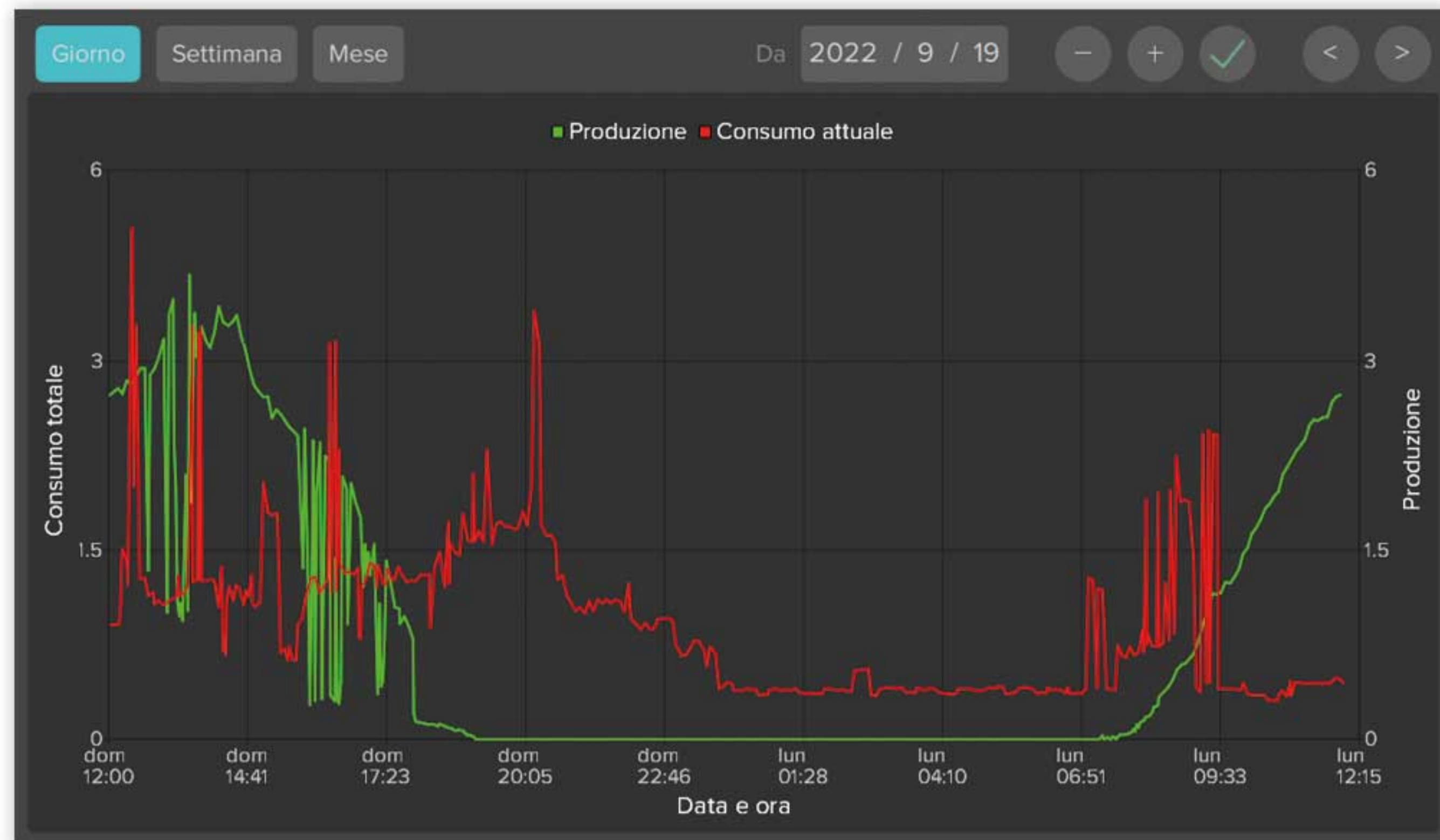
Energy optimization

ThinKnx provides all the tools needed to analyze, compare and optimize energy flows and consumptions. A dedicated section permits to understand energy flows at a glance and it to combine the usage of multiple energy sources easily and efficiently.

The system can automatically use electricity from solar panels when it is available or schedule energy-consuming operations according to the most convenient supplier tariffs.

The system permits also to monitor the consumption of specific loads and to analyze their impact on the overall consumption. Loads can also be automatically detached to avoid excessive power withdrawal from the power grid, following a user defined priority.





Data collection and analysis

All the data flowing into the server (from energy consumptions to room temperatures etc.) can be stored either locally or in the cloud with a desired accuracy and buffered for a predetermined duration.

The same data can be used to create reports that can be emailed to different recipients with a predefined scheduling. Data can also be consulted in realtime directly from the user interface through interactive and responsive charts.

The multitude of plotting options and the possibility to include more data sets in the same chart, allows to deeply analyze the behaviour of the building and to find correlations between the habits of the inhabitants and the results in terms of energy consumption and efficiency. It can also help to identify and diagnose system problems before it's too late. Although remote control allows to always be aware of what is happening at home, ThinkKnx will also send alarm messages when an important event is occurring. In case of alarm, it is possible to receive push notifications, SMS or even emails to react as fast as possible to the technical problem, camera detection, intrusion or door call.



DOOR COMMUNICATION


ThinKnx application can also work as an intercom client, allowing the user to answer the door call from anywhere.

It is designed to support VoIP-based door communication and to permit the complete management of gates and entrances. ThinKnx also embeds a VoIP server that facilitates system configuration and grants no missed calls, even when the application is running in the background. Moreover, door camera can also be used to trigger events, or sceneries like any other system camera.

IP CAMERAS AND CCTV

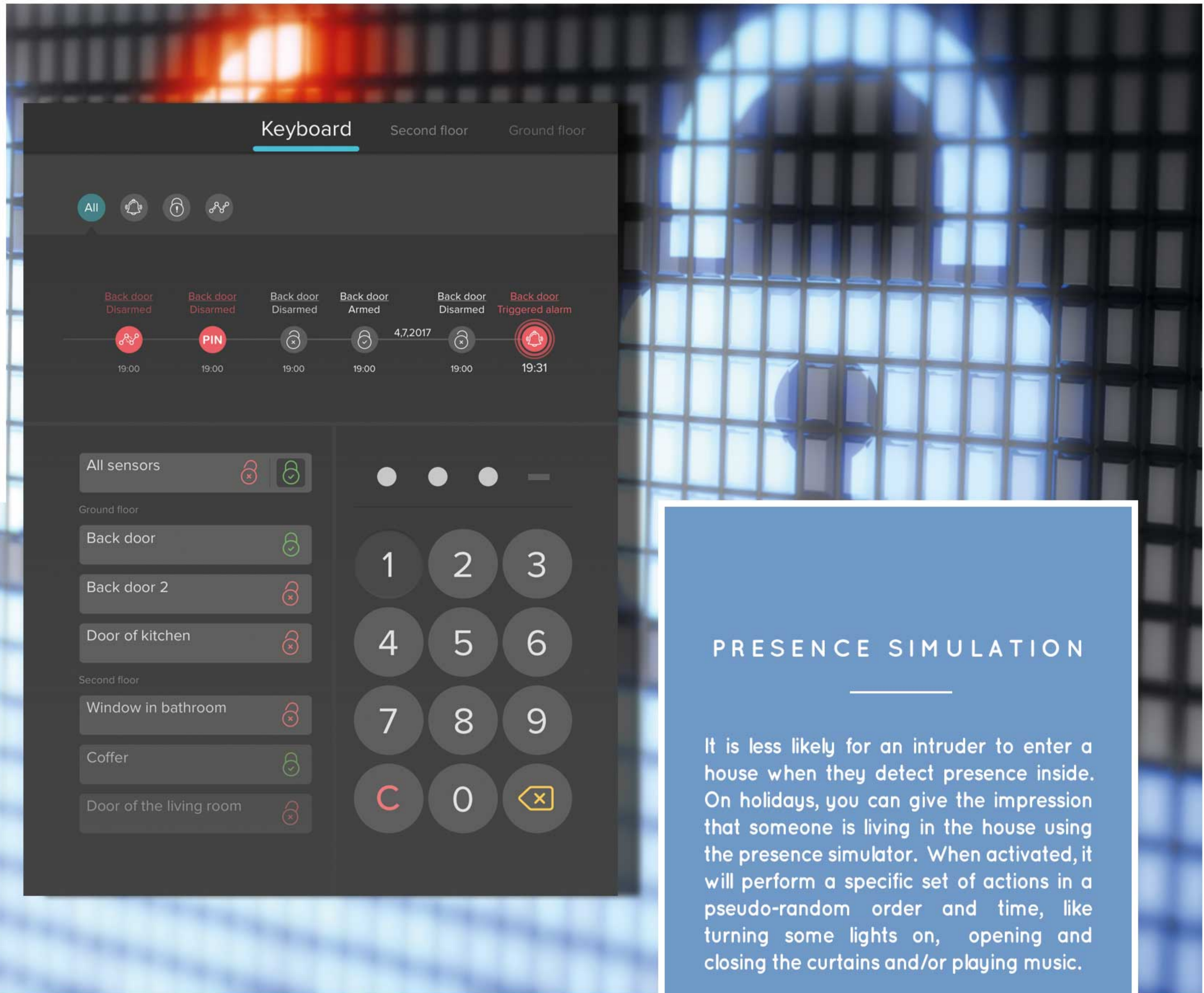
Thanks to the camera object, ThinKnx application gives the ability to monitor the house in real time. In addition, it is possible to create pages with multiple views and interactive objects, and be able to check whether an alarm is true or false.

Analog cameras are also supported using IP-videoserver or integrated digital video recorder.



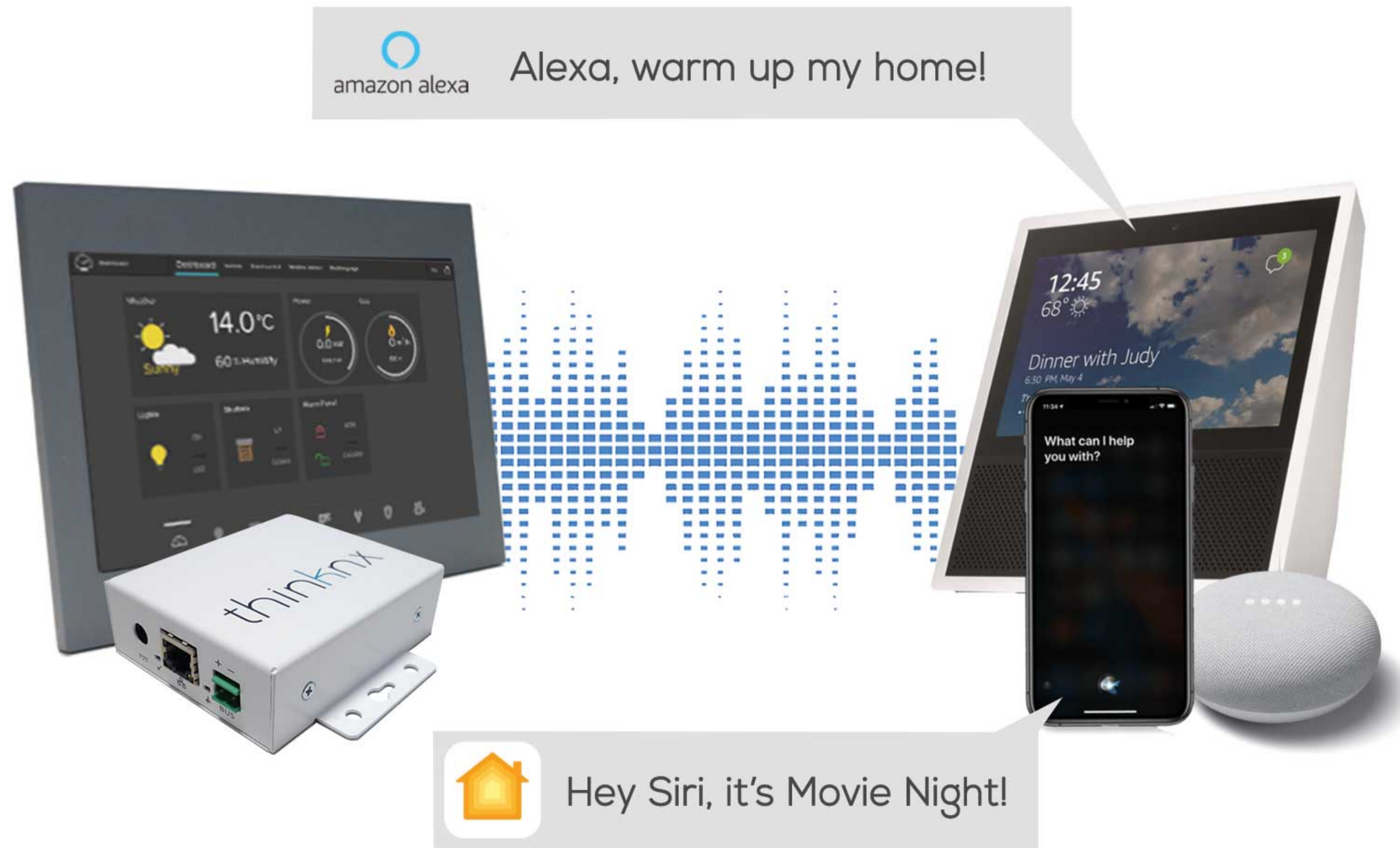
ALARM DEVICES

Thanks to the integration of numerous alarm systems, it is possible to perform the most common operations from the supervision software like viewing the status of sensors, or arming a partition also remotely. Furthermore, alarm components can be used inside the integrated system to trigger actions, from the simplest like turning on a light on movement, to the most complicated ones like performing particular sceneries when alarm is activated by a specific user.



PRESENCE SIMULATION

It is less likely for an intruder to enter a house when they detect presence inside. On holidays, you can give the impression that someone is living in the house using the presence simulator. When activated, it will perform a specific set of actions in a pseudo-random order and time, like turning some lights on, opening and closing the curtains and/or playing music.



Use your voice as your remote control

With ThinkKnx you can simply use your voice to control your whole house! Whether it is through Amazon Echo, Google Home or Apple Homekit, the user is able to manage everything integrated inside ThinkKnx system such as lights, temperature, shutters, security, scenes, multimedia etc. All the functionalities are also managed by Android or iOS devices for a complete remote control. The voice commands are translated into low level actions independently from the protocol and technology (KNX, Z-Wave, Modbus etc).

thinknx



Internet of Things

In addition to the already embedded protocols, ThinKnx servers offer the chance to connect and control almost any device thanks to their wide set of configurable link ports. For instance, custom strings can be sent to devices through ethernet to perform desired operations. Generic http requests can also be associated to particular events, or data transfers on serial ports can drive a scenery or other actions.

MQTT and other IoT specific protocols are available to communicate with the ever growing number of smart devices.

Finally, the Integration Kit is a powerful tool that can be used to communicate with third-party systems.

Two-way communication can also be established with other ThinKnx servers or a wide range of services available on IFTTT.

ThinKnx Cloud

An advanced cloud service is available for free to all the ThinKnx users. It simplifies daily operations and connections, as well as the maintenance and commissioning of the projects.

The services offered by ThinKnx Cloud are:

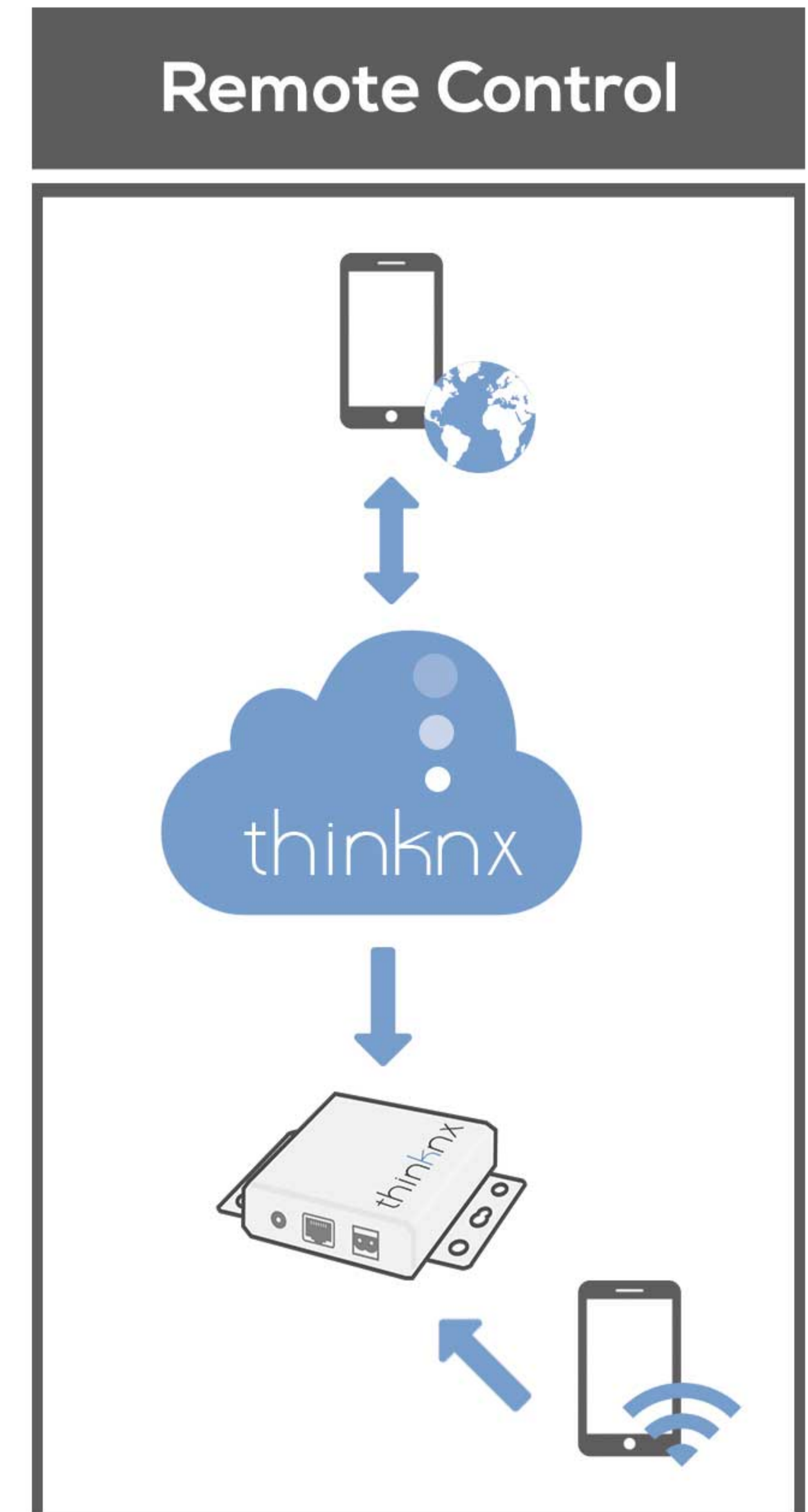
Remote Control: Automatic connection of the clients to the server without any port forwarding or router configuration.

Remote Update: Seamless distribution of projects from configurator to server and all the clients wherever they are.

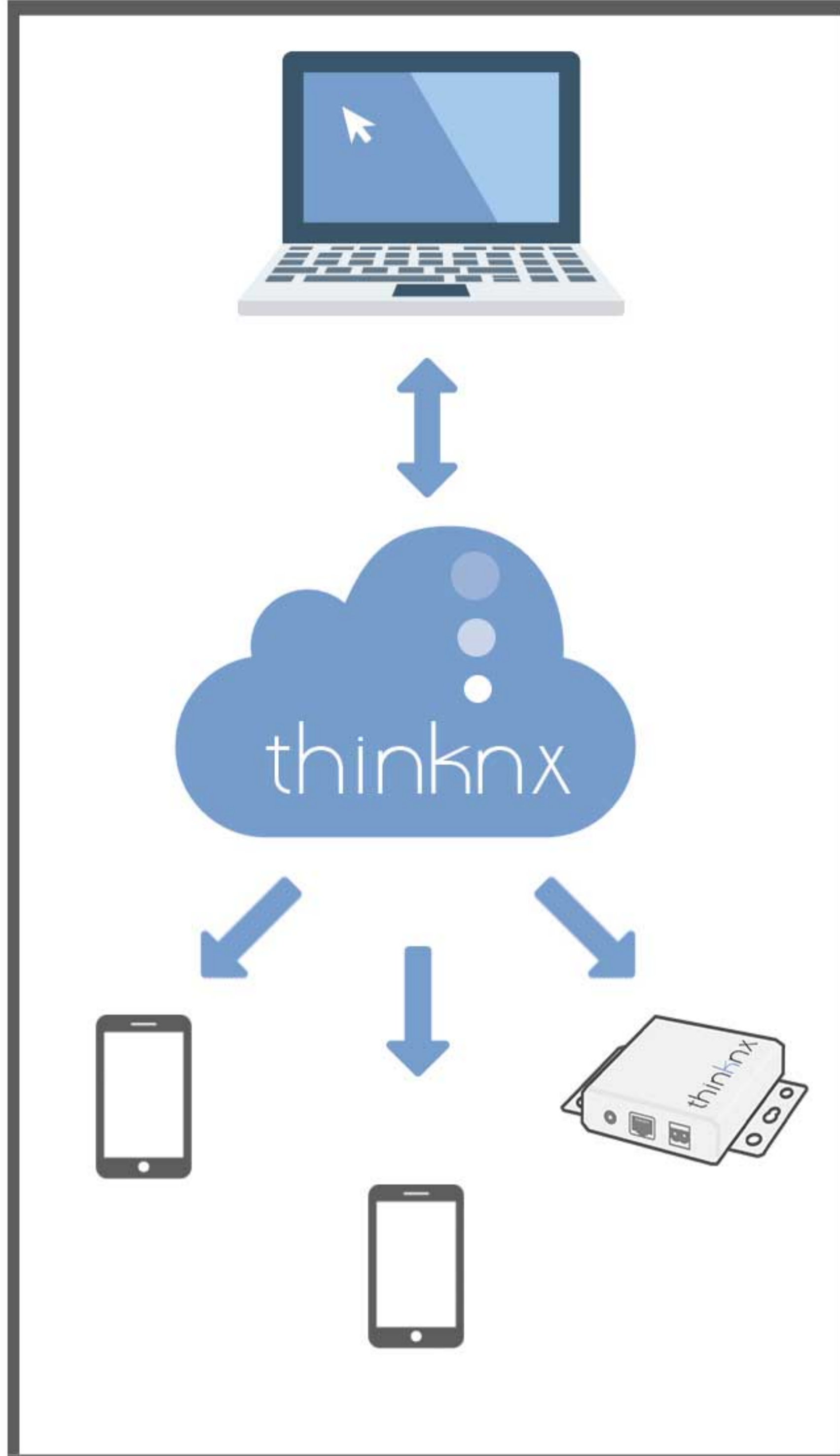
Data Storage: Collection of interesting user data from the installations and storage into a safe DB.

Dynamic DNS: Free dynamic DNS service.

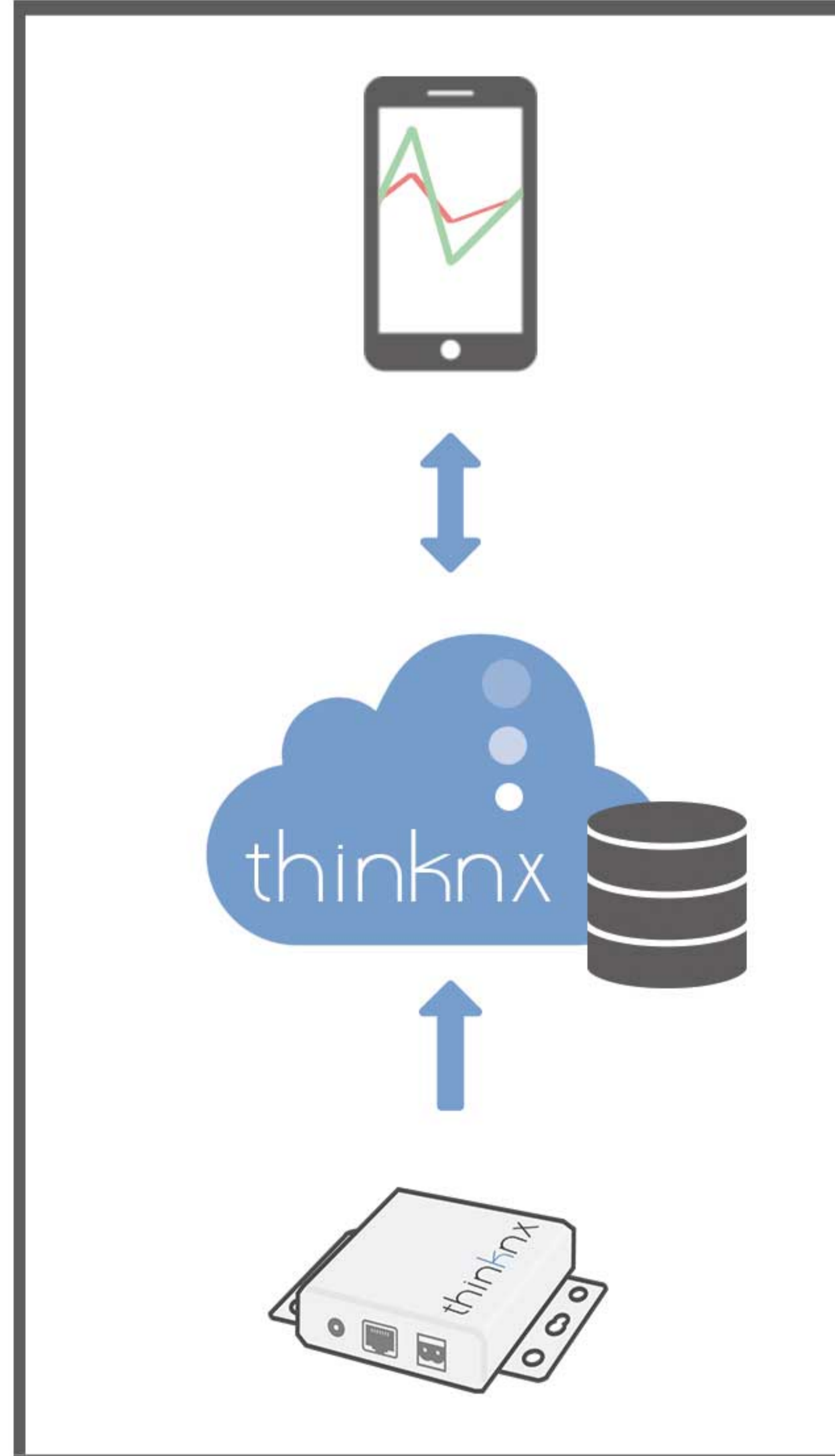
Additional functions are available such as free push notification service, connection with third-party services like Amazon Alexa, and ThinKnx Portal.



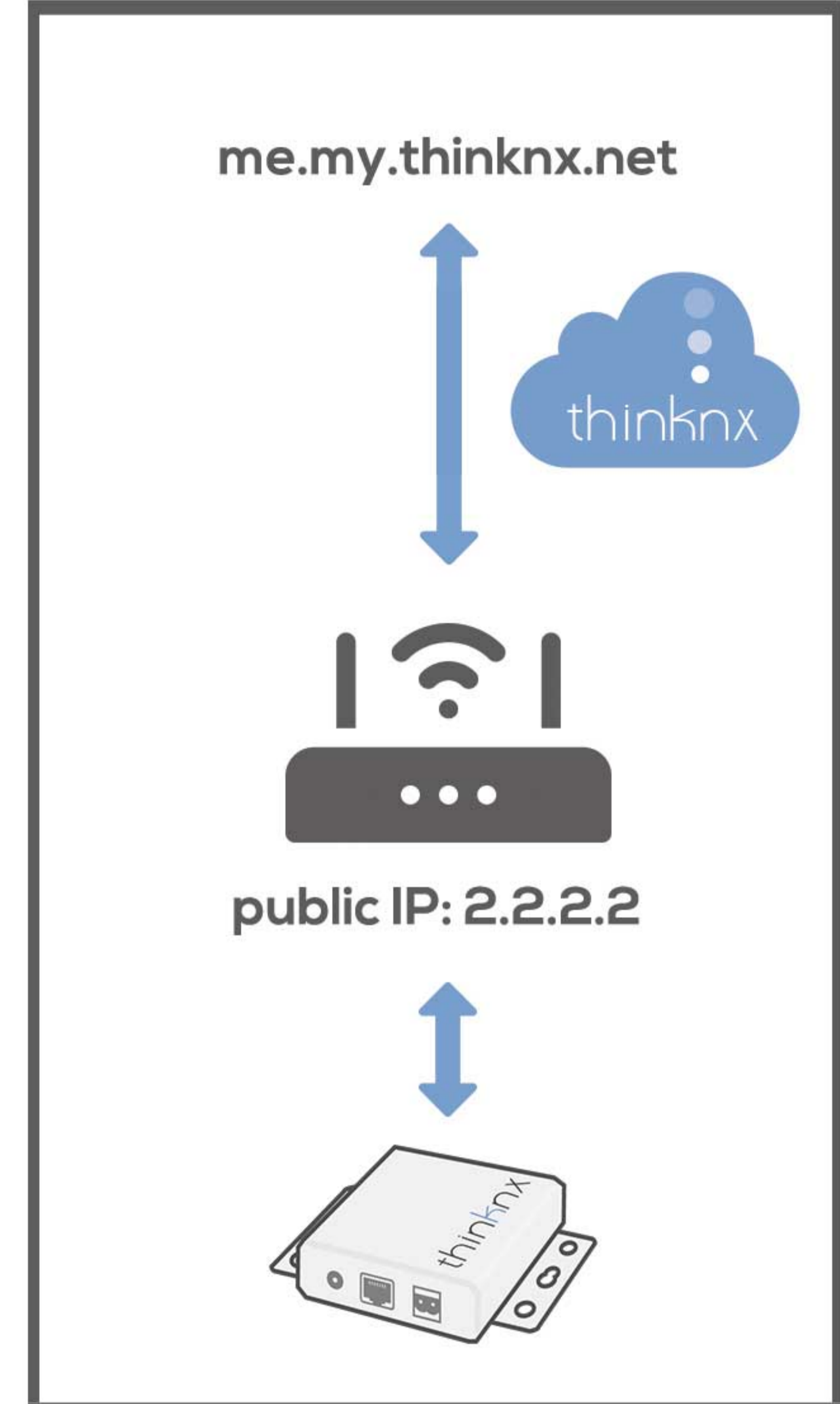
Remote Update



Data Storage



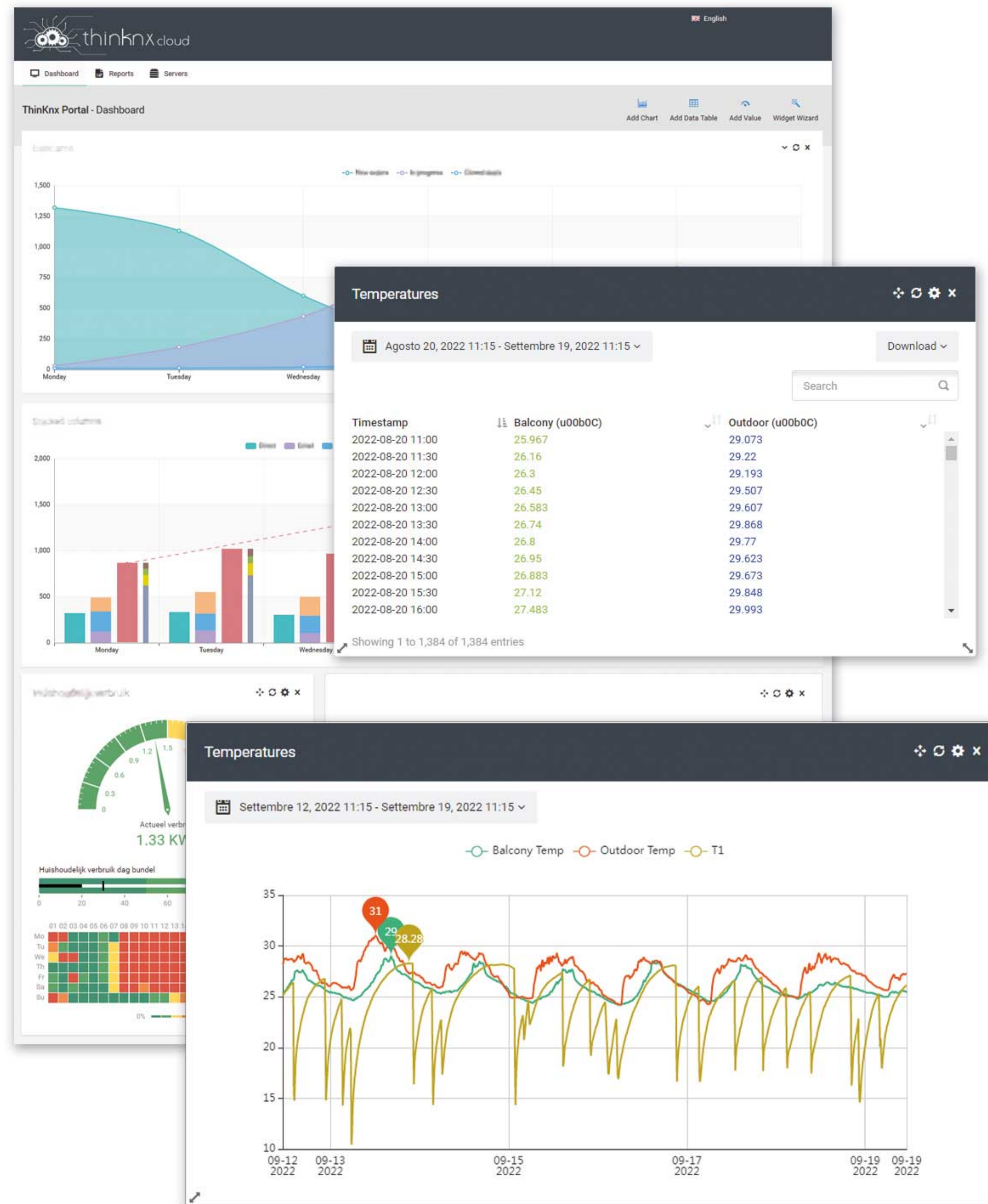
Dynamic DNS



ThinKnx Portal

Being a cloud service dedicated to system integrators as well as users, ThinKnx Portal is the perfect solution to monitor and control multiple installations such as multi-branch retail stores or companies, clusters of villas or chain hotels. It enables all the installed servers to be virtually connected regardless of their physical location, and controlled from a centralised ThinKnx user interface.

Each user has access to a customizable web page that groups data into charts and reports from all the enabled installations, as well as data tables that can be filtered according to the desired time frame. Individual values can also be monitored and even modified if required.





Server Monitoring

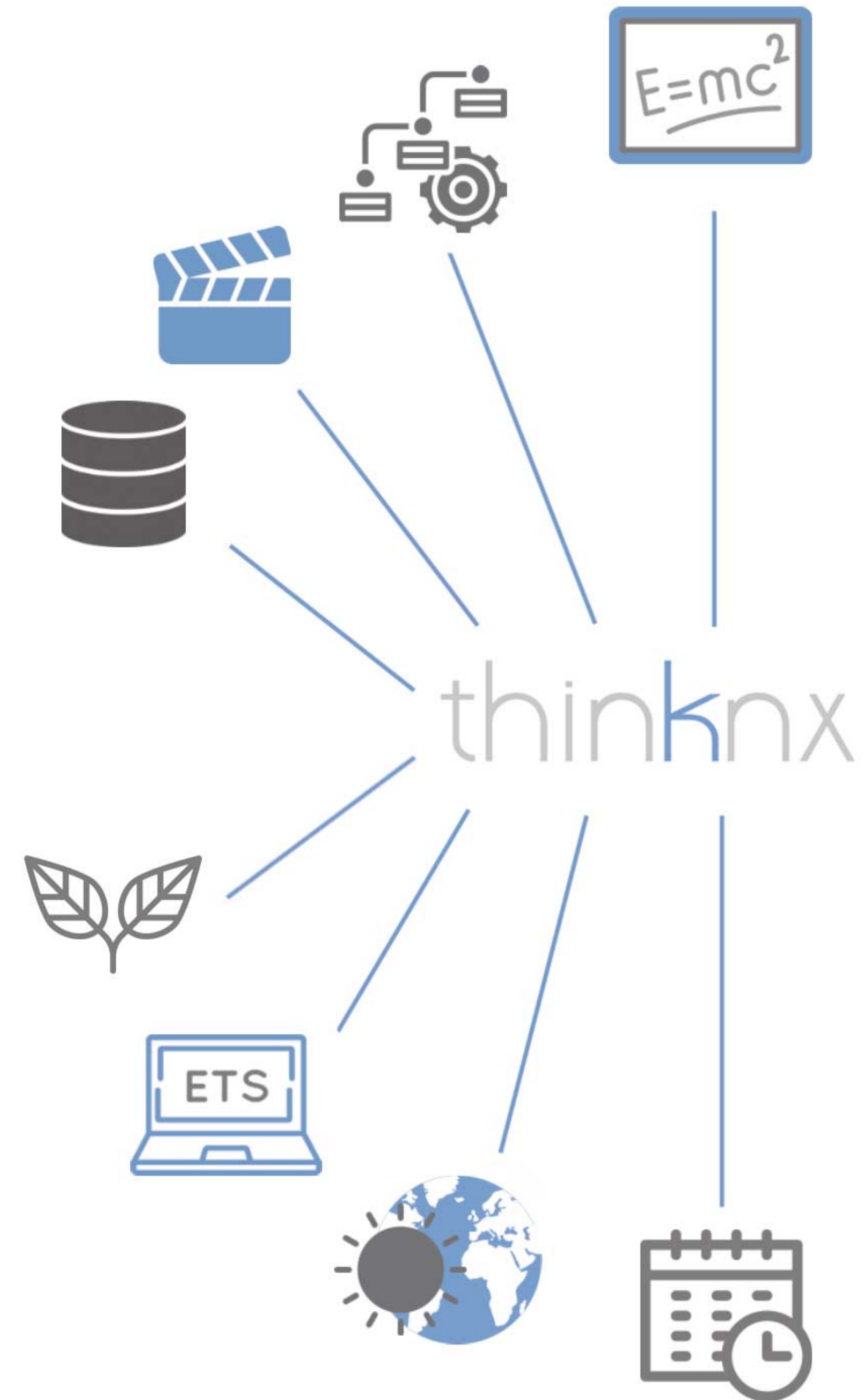
ThinkKnx Portal is also powerful tool for the installers while debugging or implementing new features on a running plant. Scrolling a list of servers it is possible to check the state of each connected device, get all the information such as the activated licences, view logs and interact with KNX, and even upgrade or reboot the device in case of failure. The users can also manage clients and activate/deactivate devices as well as controlling the subscription to cloud based services like Amazon Alexa or Google Home.

Background services

THE REAL POWER OF THINKNX


ThinKnx server is able to perform a considerable quantity of additional background services, such as complex mathematical expressions (averages, boiler power modulation, loads consumption sum, ventilation control, etc.), logical operations, sceneries, data storage, load control and energy saving, triggering events through sun times, and scheduling.

Another interesting service offered by the server is the ability to operate as a KNX IP interface/router while maintaining its original purpose as visualization server. The ThinKnx server can also communicate with other KNXNet/IP interfaces instead of using its own embedded bus connection to communicate with the KNX bus.



UPLOAD

Configuration upload



From this page is possible to upload the server configuration file generated by Thinknx Configurator.

Select file


Instructions:

- Save configuration you are working on Thinknx configuration
- Generate export file with the "Export for Server" command
- Save exported file in a well-known path
- Click on "Select File" button in this page
- Click on "Upload" button in this page
- Wait for confirmation message and software restart

For any necessary technical support please refer to manual pages or contact [technical support](#).

LICENSES

Licenses & codes



From these pages you can manage license codes and enabled clients.

License codes:
Any license code enables functionality of Thinknx server and maximum number of allowed clients.

Inserted codes:
4e5u6u9a47a09tmm0ue17a8t8heauub6-6pw18h6ax0WtpgbtL1nUTOi6MXHOS+CX0u

Codes has to be required to [Thinknx](#). Request has to contain server serial number and server ID.


insertlicense code

Clients codes:
A unique code is associated to any running client (Ibad, Touch Screen, PC). This code must be inserted into the list of server known codes and has to be enabled. Server ensure connection just to enabled clients.

Maximum allowed client: 999

MONITOR

Knx bus monitor



From this page is possible to interact with KNX/EIB bus. Right menu contains all the options needed to send messages over the bus.

Bus messages:

TIME	SENDER	DESTINATION	DATA
15:49:33.521	1/1/5	3/0/1	21.4
15:50:33.545	1/1/5	3/0/1	21.4
15:51:33.575	1/1/5	3/0/1	21.4
15:52:33.649	1/1/5	3/0/1	21.4
15:53:33.590	1/1/5	3/0/1	21.4

SEND TELEGRAM

Send messages on bus

KNX group:

Length:

Data type:

Option:

Value:

MAINTENANCE

- Perform a server software restart
- Perform a full reboot of the server
- Perform a clean shutdown of the server

SERVER INFO

Licensed to: owner

Serial numbers:

Server ID: d3118faa-14ca-40f6-91c8-ef07045bc1fe

Software version: 1.1.8.7

Max allowed client: 999

Server web interface

FOR SERVER MANAGEMENT

ThinKnx server also integrates an internal web server that allows to perform remote maintenance of the system.

The users can control the server status, update its firmware or reboot it, all from the web interface. They can also enable or disable features through the licenses management page or authenticate client devices, granting a secure connection.

A real-time KNX group monitor is available to control KNX traffic and to read/write a particular group. The server also displays log messages regarding operations carried out on the plant in order to facilitate researches and troubleshooting. Logs can be filtered by type and be exported to a csv file.

VIAVAI

KNX-BASED ACCESS CONTROL

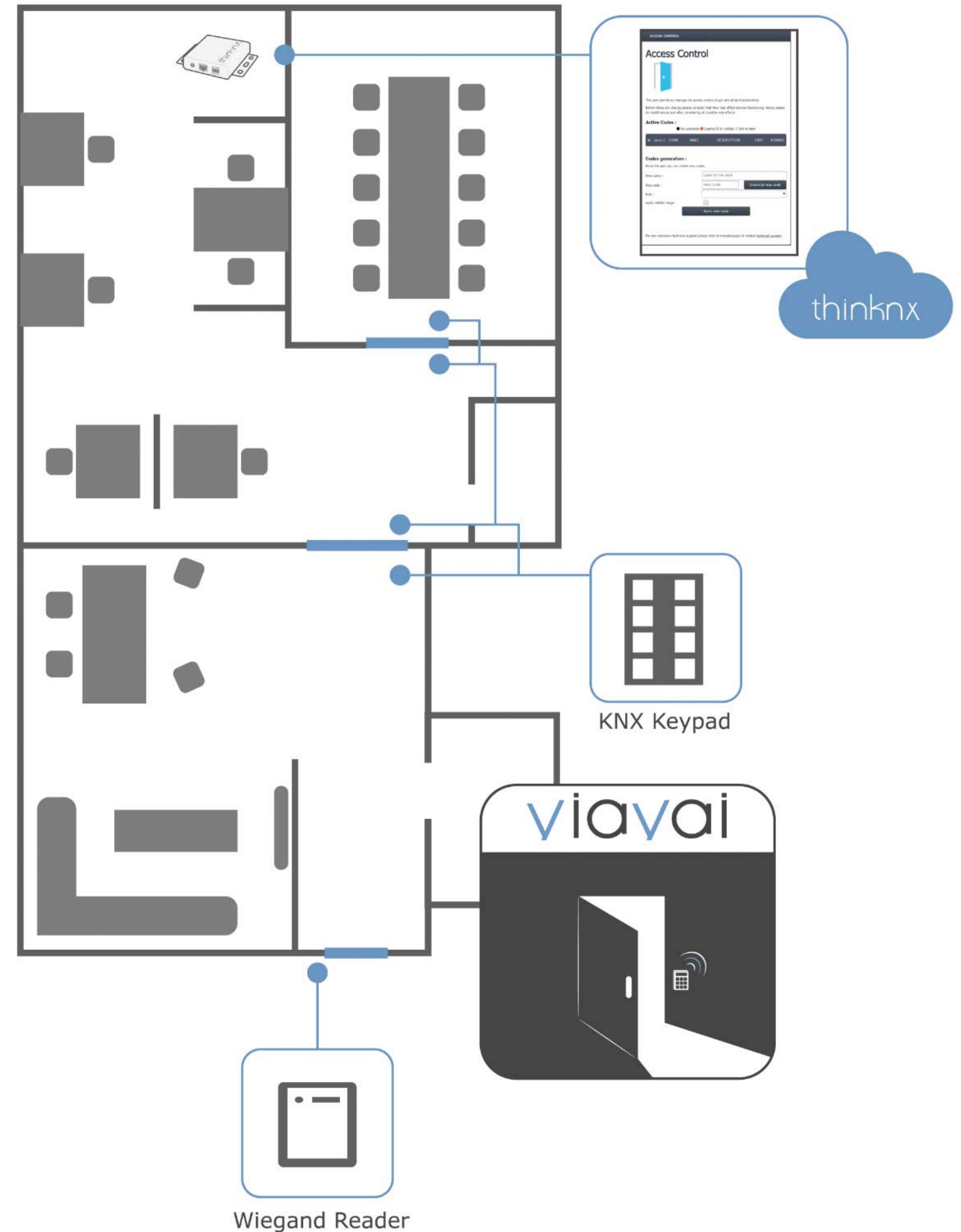
ViaVai Access Control is a new upgrade that can be applied to any ThinkKnx server to enhance the level of automation and security of a plant and provide an easy management of access credentials.

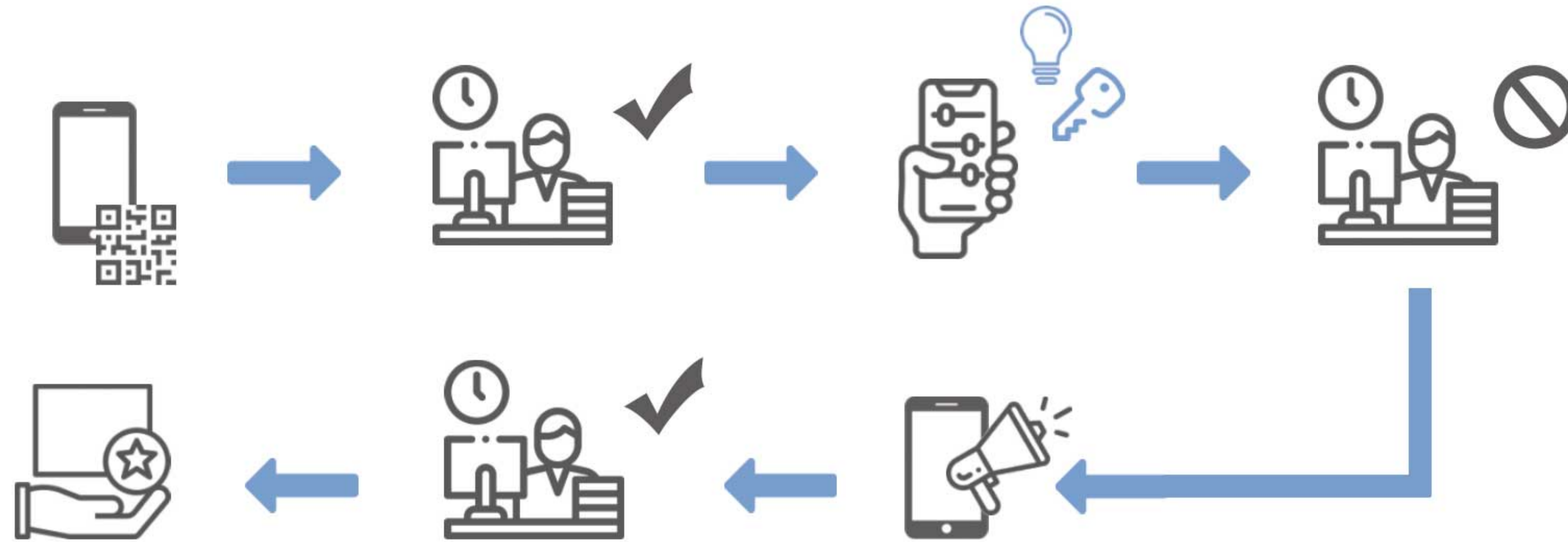
Thanks to the KNX TP port of the server, any standard KNX keypad can be used by the user to enter the access code to a certain area, and even control a KNX lock or switch outputs on the installed actuators.

Communication with Wiegand technology is also possible through the ThinKnx-Wiegand adapter, allowing the integration with suitable RFID or biometric readers.

ViaVai can be adapted to sectors where long-term expirations are required such as service and industry sectors, but also applied to the hospitality sector where credentials are usually short-term, and remote management is required.

The configuration of the access control topology with all its readers, areas, and roles is done from the one and only ThinkKnx UP Configurator, while the management of the users, areas and schedules is done from the manager's web page.





ViaVai applied to hospitality

1- The guest books his stay in the hotel and is automatically registered into the system with a generated code. This code, in a form of QR code, is directly sent to the customer together with booking confirmation email. The user can then download the app and explore it.

2- Guest arrives to the hotel to check-in. The code becomes fully operational, allowing him to control his room and all doors in common areas.

3- Using the same app, the guest can also control the lights, shutters, and HVAC in his room. Through integration with the Guest Management System, it is also possible to convey billing information to the app.

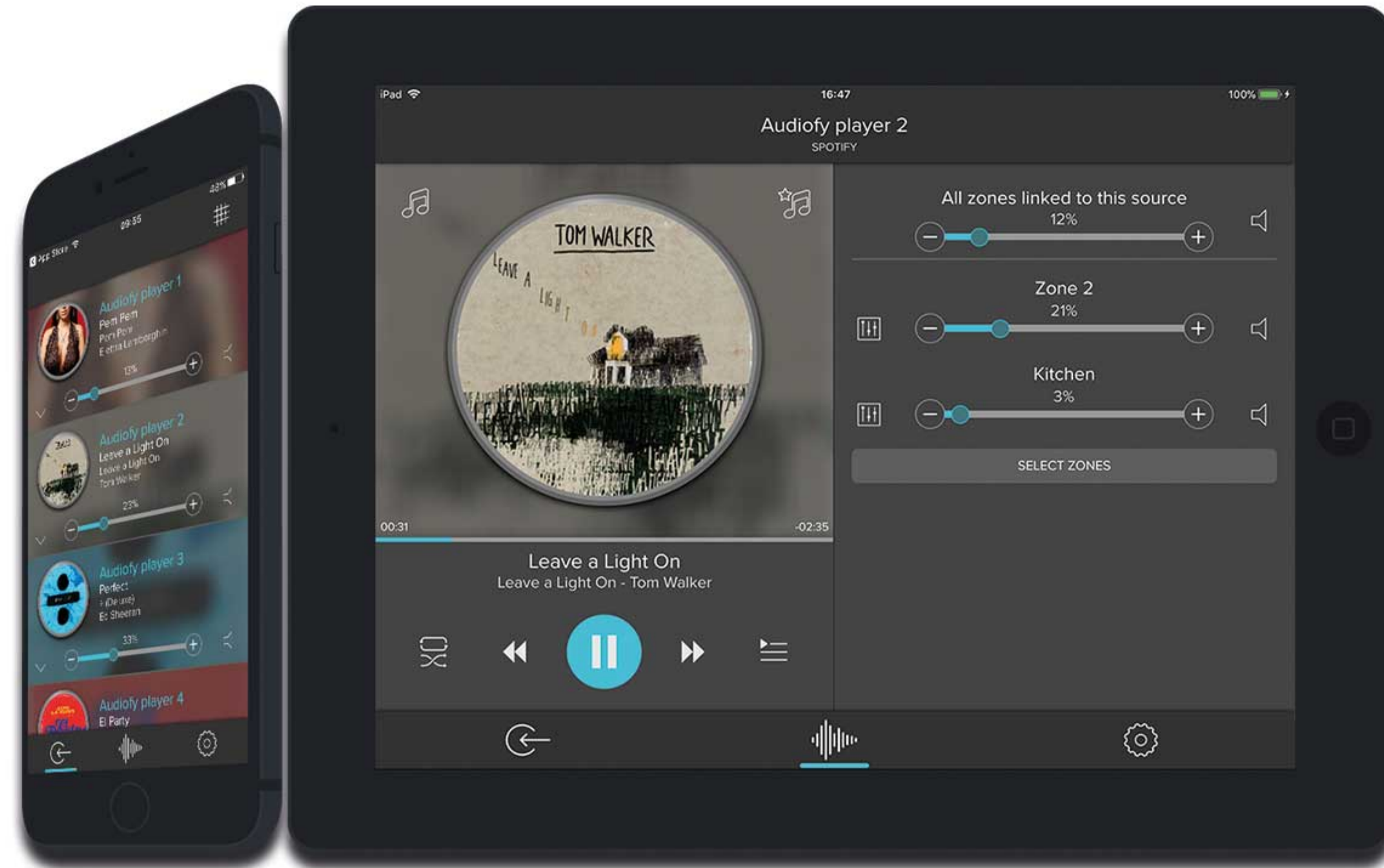
4- At check-out, the guest code is automatically deactivated and the app will stop being lively connected to the hotel.

5- The app can still be used by the hotel to convey information to the user regarding events, special promotions, news, etc

6- Should the guest decide to book again with the same hotel, previous settings configured by the guest can be proposed such as preferred temperature setpoint, music, wake up alarm, etc.

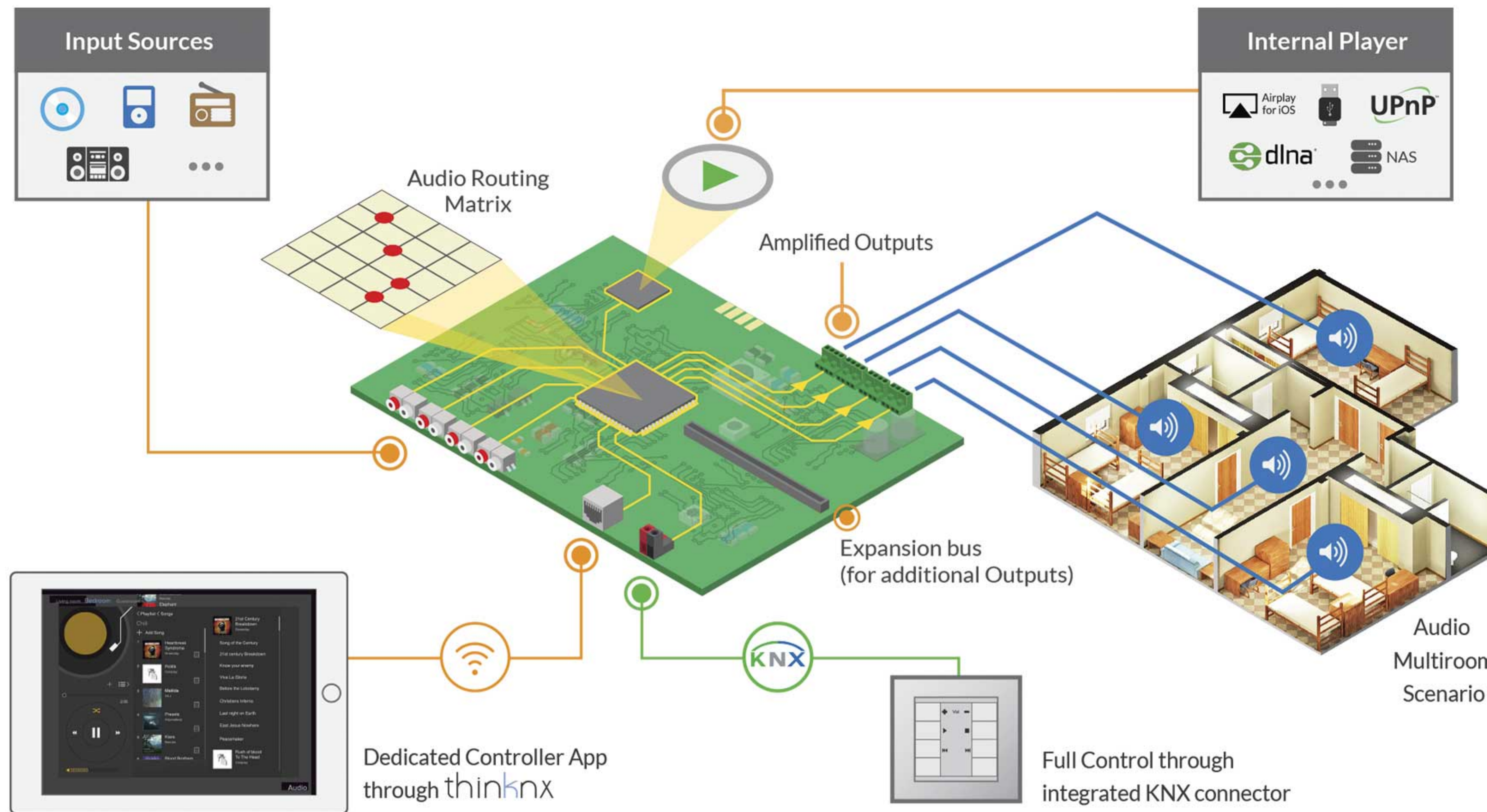


KNX native, professional
multi-room audio system



ThinkNnx Audiofy: the easiest way to enjoy your music...

Audiofy is the simple yet powerful integrated multi-room professional audio system created by ThinKnx. Only one device combines audio matrix routing, power amplifiers for each output and up to four independent network players. The system permits to spread audio contents from external analog sources or from internal players to different rooms with superior pure sound quality. Moreover, a complete set of applications grants a total control over your music listening experience coming from USB stick, network radios or from the most common streaming services like Spotify.



...fully integrated in the automation system

Thanks to the many protocols supported, Audiofy can be perfectly integrated inside the automation system. The native KNX TP port allows to use Audiofy not only as a multiroom audio solution that sends commands and receives feedbacks from other KNX devices, but also like a complete stand-alone server for the management of lights, rollers, thermostat, HVAC without any additional device.

The Quality numbers

ANALOG INPUTS:

High impedance, single ended inputs with RCA terminals. Selectable gain (0 to 20dB) for each single input.

INTERNAL STREAMER:

Streams and plays all the most diffused digital audio format. Each player is an AirPlay endpoint and UPnP renderer. It can play from DLNA and UPnP Media server, network sharings and USB pluggable storage.

SOUND PROCESSOR:

Each input can be routed to 1 or more outputs. 3-Band equalizer, +15dB/-79dB volume control and L/R balance adjust for each output.

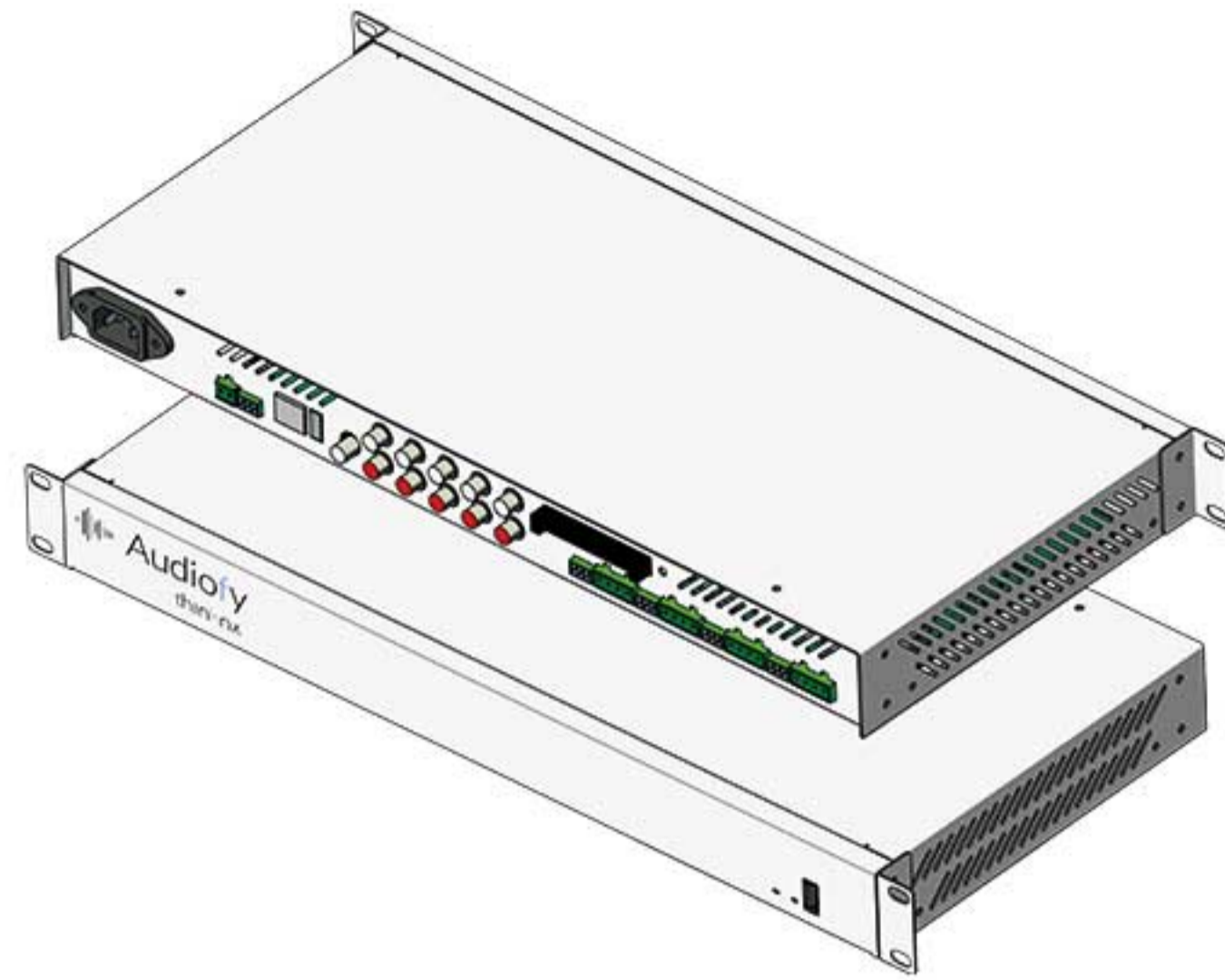
OUTPUTS:

Class D, high efficiency, 2x50 W continuous on 4Ohm, fault protected, stereo outputs. Additional preamplified outputs for active speakers or external amplifiers.

THD+N = 0.1% @ 25W - SNR = 102dB

Rooms and outputs can be added to P1/P4 directly using expansions units E4 or via network using additional P1/P4 devices.






Audiofy P1

Permits to spread music coming from the 5 analog inputs or from the single internal player to 4 amplified outputs (expandable to 32)

- Nr. 1 internal network player
- Nr. 5 single ended inputs
- Nr. 4 amplified stereo out
- Nr. 1 ethernet port
- Nr. 1 EIB/KNX TP port
- Nr. 1 USB port
- Power 230VAC 200W Max

Optionally with server inside




Audiofy P4

Permits to spread music coming from the 2 analog inputs or from the 4 internal player to 4 amplified outputs (expandable to 32)

- Nr. 4 internal network player
- Nr. 2 single ended inputs
- Nr. 4 amplified stereo out
- Nr. 1 ethernet port
- Nr. 1 EIB/KNX TP port
- Nr. 1 USB port
- Power 230VAC 200W Max

Optionally with server inside



Audiofy E4

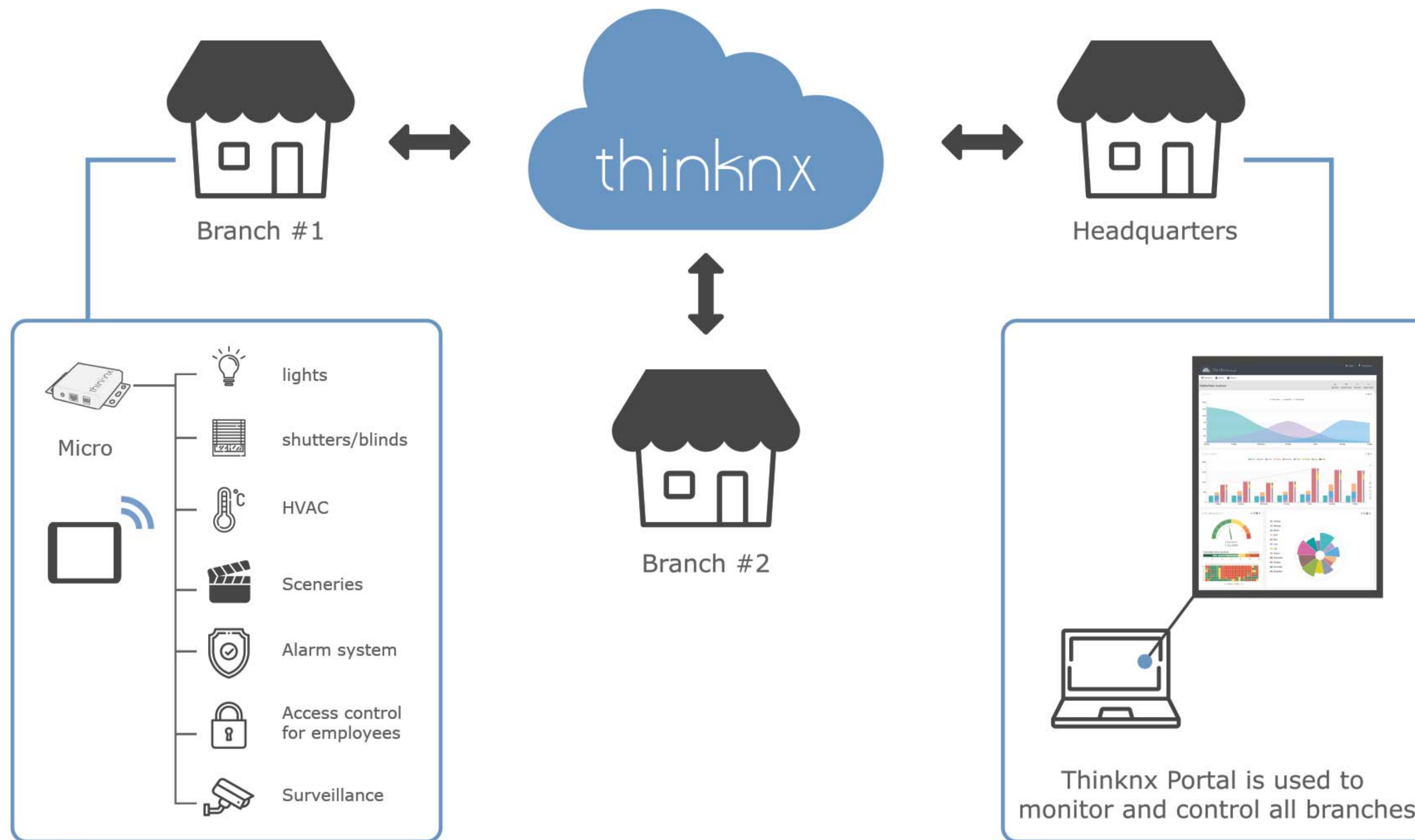
Expansion module to add 4 additional outputs to existing P1 or P4 module

- Nr. 4 amplified stereo out (50W per channel on 4 Ohm speakers)
- Power 230VAC 200W Max



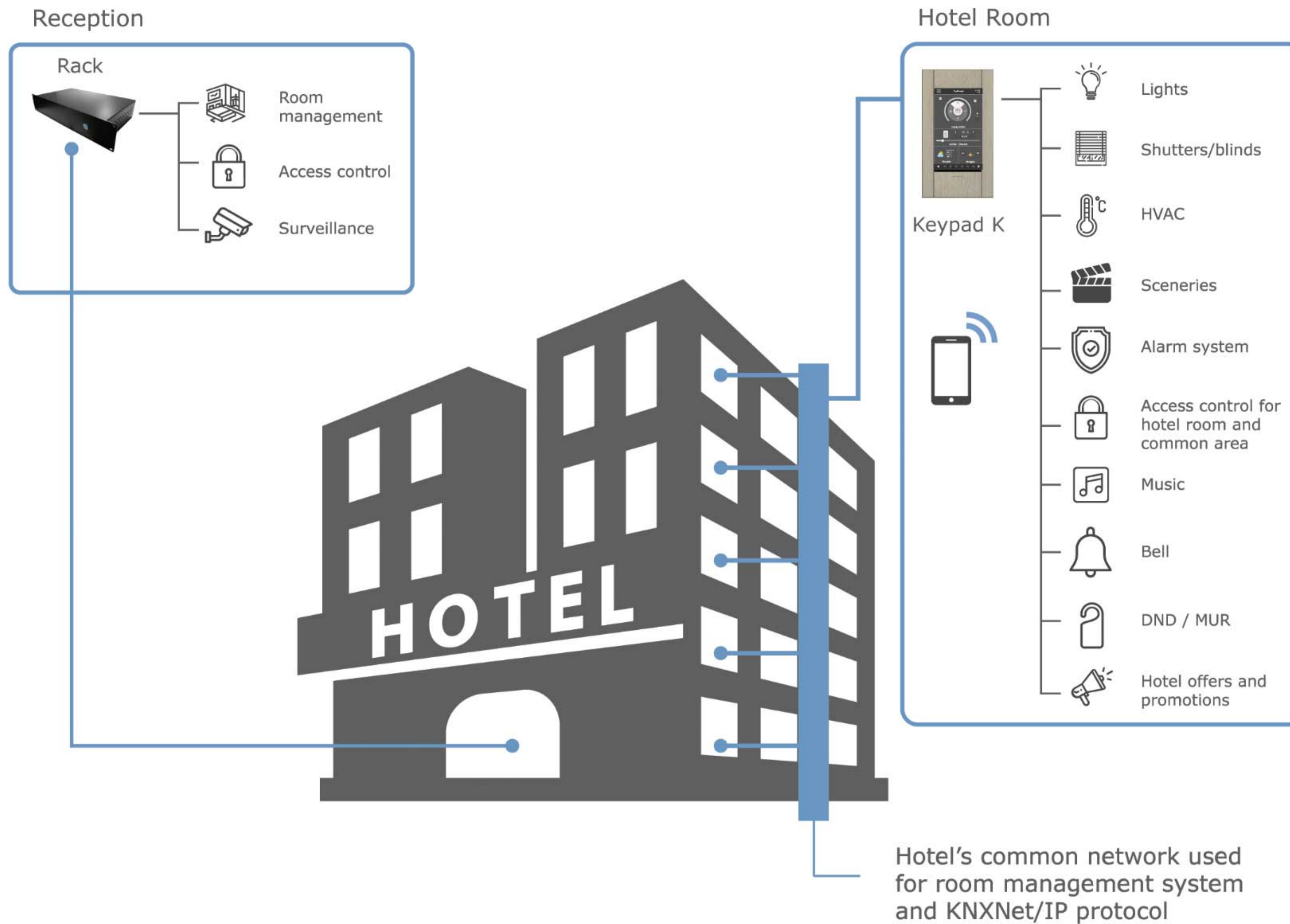
Case study 1: Residential Building

ThinKnx gives the residential buildings an added value on different aspects. Not only does it provide a full integration of the entire building with remote access to almost anything, but it also simplifies the maintenance, creates reports and helps with consumption accounting. The installation of a ThinKnx server (for instance an Envision) on each apartment simplifies the topology thanks to the KNXNet/IP functionality and permits a substantial optimization of the overall costs.



Case study 2: Multi-branch stores

ThinKnx not only offers a connection to a single server or plant, but the solution can also be extended to control multiple installations from one centralized location. Using ThinKnx Cloud and Portal, it is possible to remotely control each branch, create detailed reports and charts with comparison of data coming from the sites, and maintain the plants while ensuring a multi-level authorization system.



Case study 3: Hospitality

ThinKnx prioritizes the comfort and ease of hotel guests, offering them one single application that combines everything they would possibly need, from controlling lights, shutters, HVAC, creating their own sceneries and favorite playlists, to browsing through the hotel's offers and promotions as well as allowing them access to their room and common areas. ThinKnx can also easily integrate with any third-party GRM systems to allow flawless operations between multiple services.

Support Center

TRAINING AND DEMO SERVERS

ThinKnx provides a complete range of services in terms of consultancy, project planning and customization.


We schedule ad hoc webinars and free online training courses to grant installers and system integrators a complete technical support. ThinKnx values the customer's satisfaction, while focusing on the ease of use of its products and the pre/post-sale support.

New customers can test ThinKnx features through a demo-server, which is fully refundable in case of dissatisfaction. All demo servers come fully equipped with ThinKnx licenses.

ThinKnx Support Center is available for any technical support request. Customers can create a ticket per issue, which will be assigned a unique number that can be used to track the progress.

ThinKnx Wiki Page also provides all the information and user guides needed during installation, configuration and troubleshooting.

CONTACTS

 Headquarters:
Via Giuseppe Caimi, 8
20136 - Milano, Italy

 Phone: +39 02-89155750

 Email: thinknx@thinknx.com

 Website: www.thinknx.com

MADE IN ITALY



COMMERCIAL POLICY

We always look for new partnerships and collaborations all over the world.

If you are an installer, a system integrator or a distributor contact us and you will receive information about our commercial policies.

thinknx